



 **एमएमटीसी**
लिमिटेड
MMTC
LIMITED
भारत सरकार का उपक्रम
A GOVT. OF INDIA ENTERPRISE
touching lives, adding value

47th annual report

2009-10

Synergy is the new energy...



Contents



Corporate Mission / Corporate Objectives	2
MMTC Today / Highlights / Strategic Initiatives	3
Performance at a Glance	4
Chairman's Statement	5
Board of Directors	10
Directors' Report	12
Management Discussion & Analysis Report	19
Corporate Governance	26
Auditors' Report	35
Decade at a Glance	46
Source & Utilisation of Funds	48
Statement of Changes in Financial Position	49
Value Added Statement	50
Annual Accounts	51
Commodity-wise Performance	89
Country-wise Exports and Imports	91
Contribution to Exchequer	94
MMTC Transnational Pte. Ltd., Singapore	95
Consolidated Financial statements	111
MMTC Auditors	146
MMTC Bankers	147
MMTC Offices	148



47th
Annual Report
2009 - 10



Corporate Mission

As the largest trading company of India and a major trading company of Asia, MMTC aims at improving its position further by achieving sustainable and viable growth rate through excellence in all its activities, generating optimum profits through total satisfaction of shareholders, customers, suppliers, employees and society.

Corporate Objectives

- To be a leading International Trading House in India operating in the competitive global trading environment, with focus on bulk as core competency and to improve returns on capital employed.
- To retain the position of single largest trader in the country for product lines like Minerals, Metals and Precious Metals.
- To render high quality of service to all categories of customers with professionalism and efficiency.
- To provide support services to the medium and small scale sectors.
- To streamline system within the Company for settlement of commercial disputes.
- To promote development of trade-related infrastructure.

MMTC Today

- Largest International Trading Company of India.
- Largest exporter of Minerals from India, bagging CAPEXIL award consecutively for the last 18 years.
- Single largest importer/ supplier of Bullion and Non-ferrous Metals in the country. Leading international trader of Agro, Fertilizers, Coal & Hydrocarbons.
- Present at 56 locations in India through offices, warehouses, port offices and retail outlets.
- Subsidiary in Singapore (MTPL) holds prestigious "Global Trader Programme" (GTP) status.
- Enhanced product offerings through its promoted project, Neelachal Ispat Nigam Ltd. (NINL), a 1.10 million ton Iron & Steel Plant in Orissa.

Strategic Initiatives

- Set up a Commodity Exchange jointly with Indiabulls.
- Set up a gold/silver medallion-manufacturing unit as JV with international partner.
- Set up a chain of retail stores in different cities of India for sale of medallions, jewellery and SANCHI silverware.
- Set up a permanent iron ore-loading berth at Ennore as joint venture. Exploration of coal block allotted to MMTC. Feasibility study underway.
- Commissioned a Wind Based Power Generation Project in Karnataka.
- Developed deep draught Iron Ore loading berth in Paradeep as joint venture.

Highlights of Performance 2009-10

- Highest ever imports of Rs. 399690 million.
- Best ever exports of Rs. 32228 million.
- Highest ever sales per employee at Rs. 247 million.
- Highest ever trade turnover of Rs. 451242 million.





Performance at a Glance

(Rs. in million)

For the financial year ending 31st March	2010	2009	2008
Total Sales	451242	368207	264234
which includes-			
Exports	32228	45759	39114
Imports	399690	306951	204499
Domestic	19324	15497	20621
Trading Profit	3176	3209	4298
Income from Other Sources	6639	8354	2625
Profit After Tax	2162	1402	2005
At Year End			
Total Assets	118394	106098	90451
Net Worth	12871	11176	10277
Per Share (Rupees)			
Earnings	43.25	28.04	40.10
Dividend	9.00	8.00	9.00
Share Capital (times)	25.7	22.3	20.5
Profit after Tax to Capital Employed (%)	21.8	16.4	26.8
Profit after Tax to Net Worth (%)	16.8	12.5	19.5
Sales per Employee (Rs. Million)	245.50	195.6	135.3



C h a i r m a n ' s S t a t e m e n t

Ladies and Gentlemen,

On behalf of the Board of Directors and my own self, I welcome all of you to the 47th Annual General Meeting of your Company. The annual report of the Company has already been provided to you and with your permission I will take it as read.

MMTC - LEADING FROM THE FRONT

The year 2009 was a tough year for everyone. Global output contracted by nearly 1% while global trade reduced by 25%. However, towards the end of the fiscal, most of the developed economies started reporting positive growth. The developing economies who showed a modest 2.5% growth in 2009 started to accelerate. Manufacturing and service sector performance indices improved.

Over the same period, your Company also experienced unprecedented challenges. Despite the odds being adverse, focused leadership and dedicated teamwork ensured that your Company navigated these difficult times successfully. Your Company concluded

fiscal 2009-10 with its highest ever top line for the sixth consecutive year and achieved a business turnover of ₹ 45,124 crores registering a growth of more than 22% over the previous year. MMTC also earned the highest ever net profit after tax of ₹ 216 crores registering a growth of 54%. In commemoration of this historic milestone your Company has issued bonus shares in the ratio of 1:1 to the eligible shareholders during 16th to 18th August 2010, subsequent to the subdivision of face value of the shares of your Company from ₹ 10 each to ₹ 1 each, issued to the shareholders on 31st July 2010. Besides dividend @ 90% on the share capital for the year 2009-10 has been proposed by the Board of Directors, which works out @ 45% of the enhanced share capital post bonus issue.

The performance is a source of deep satisfaction for all of us in the Company as it bears handsome testimony to the strong enterprise strength and successful strategic initiatives. This has led to a successful transition of your Company's businesses from a monopolistic position in the regulated market of yesteryears to a position of leadership in the liberalized and highly competitive markets of today.

With this MMTC as a Company has once again successfully demonstrated the vision and spirit to remain at the top. A Company with over four decades success, MMTC is today a symbol of the resurgent India – young, confident and ambitious.

SUBSIDIARY COMPANY

During 2009-10, the wholly owned subsidiary of your Company - MMTC Transnational Pte. Ltd. Singapore (MTPL) achieved its second best business turnover of US\$ 525 million. MTPL generated its second highest profit after tax of US\$ 6.54 million during 2009-10. The net worth of MTPL stood at US\$ 18.03 million as on 31st March 2010. MTPL has so far paid total dividends of US\$ 6.15 million, as against capital of US\$ 1 million contributed by your Company, besides multiplying its net worth by 18 times since its inception.

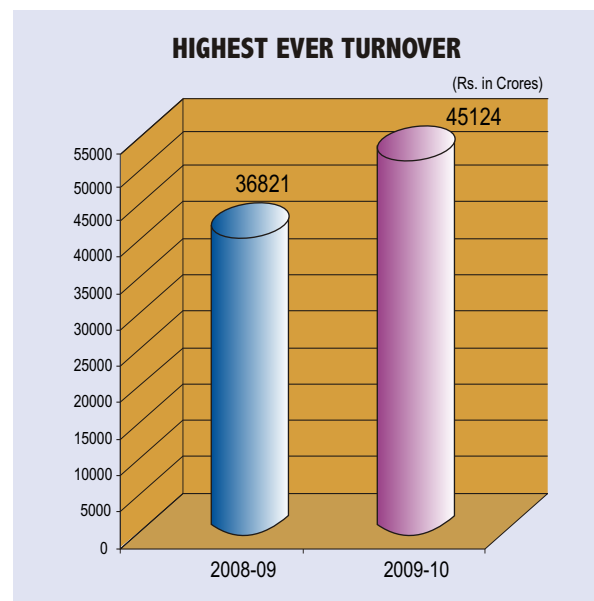
MMTC'S PROMOTED PROJECT -

Neelachal Ispat Nigam Ltd. (NINL)

You are aware that your Company has set up Neelachal Ispat Nigam Limited (NINL) - an iron & steel plant of 1.1 million tonnes per annum capacity, 0.8 million tonne coke ovens and by-product unit with captive power plant, jointly with Govt. of Orissa. The project has firm iron ore supply linkages and also has captive iron ore mining rights for reserves estimated at about 150 million tonnes. The construction of phase-II of the Project with an estimated cost of ₹ 1,855 crores is under progress. During the year 2009-10, NINL achieved a sales turnover of ₹ 1,580 crores and generated net profit of ₹ 38 crores.

LOOKING AHEAD

I look ahead with guarded optimism. While the global output is expected to grow by more than 4%, the early signs of coming out of the recession cannot be taken for granted since recovery after this kind of crisis may possibly be slow and weak. Under this scenario, there is an imperative need to focus on continuous realignment of our trade strategies and priorities to take advantages of dynamics of global trade and the opportunities provided by the multilateral trading platform for consolidating our core areas of operations. Besides we have to concentrate on enhancing future sustainability of the company by vigorously pursuing the various value multiplier initiatives taken in the recent past. With the growing liberalization and economic reforms, there is an increase in the opportunities available to trading companies like MMTC, which should be encashed. After four decades, MMTC stands on the path-breaking route to a new and eventful journey to emerge as one of Asia's biggest trading companies, in fact setting the foundation for MMTC's growth into a truly global enterprise.



VALUE MULTIPLIER INITIATIVES

Along with our performance, we have taken a systematic and synergetic approach to integrate backwards and forwards to support our trading activities by following the JV route. It is expected that all these JVs will give us the much needed impetus to grow and generate both profits and employment as also provide the much needed infrastructure for our trading activities.

To evolve a new business model for taking advantage of new opportunities emerging in the free market environment, your Company has set up "Indian Commodity Exchange Ltd" jointly with M/s Indiabulls Financial Services Ltd. and others, which has already commenced operations in November 2009. This has facilitated your Company to increase business volumes through increased trade in commodity with your Company having flexibility to introduce such commodities in the Commodity Exchange, which are of its interest. Your Company has also participated in the equity of a Currency Exchange namely "M/s United Stock Exchange" (USE), which was launched in Mumbai on 20th September 2010. USE is promoted by all of India's public sector banks, five leading private sector banks, three corporate institutions and BSE. Participating in Commodity and Currency Exchanges is in line with your Company's corporate objectives as it would develop trade related infrastructure, provide services to SMEs, improve return on capital employed, besides helping your Company in becoming a truly international leader.

Your Company has joined hands with Pamp A.G of Switzerland, which is a leading international medallion producer, as a joint venture partner for setting up a gold/silver medallion manufacturing unit, which would also include a gold refinery as an integral part. The medallion manufacturing unit being constructed in Haryana is likely to commence commercial production in first quarter of 2011. For marketing of the finished products from this unit, MMTC's homegrown brand of 'SANCHI' silverware, as well as jewellery from

In the area of mining your Company has been allotted a coal mine in the Jharkhand State having estimated reserves of about 700 million MT. The prospecting license for the said mine has since been received and pre-feasibility study commenced. Also your Company is setting up a joint venture company with M/s. TATA Steel Ltd. for exploration and development of mines for minerals, ferrous and non-ferrous ores, precious metals, diamonds and coal etc.



other sources, your Company has set up, in conjunction with Gitanjali Gems, a leading Indian jewellery company, a chain of retail stores at various cities in India. 14 retail outlets under the brand name "SHUDDHI" have already been opened in various cities/ towns in India.

In the area of logistics, your Company has formed a consortium jointly with SICAL Logistics and L&T Infrastructure for setting up a permanent berth for loading iron ore at Ennore Port, which is likely to be operational by October 2010. A similar initiative has been undertaken for developing a deep draught iron ore berth at Paradeep Port. This project is in the initial phase and is likely to be operational towards end 2013.

ACKNOWLEDGEMENT

The business environment in which your Company operates is being rapidly transformed. The future belongs to those who can sight and seize opportunities inherent in this change. The need to create a winning corporation dominates the consciousness of your Board, and I wish to assure you, on behalf of the Board that every action is being taken in providing the organisation with additional vitality and purpose. MMTC's journey of excellence is undoubtedly contributed by many stakeholders – Government, suppliers, customers, associates and joint venture partners – who have stood by your Company through this voyage of challenge and change, as we persevered to create a national institution. I would like to take this opportunity to convey our grateful thanks to all of them.

The biggest two strengths of a trading company are its people - dedicated, committed and competent - and our financial strength which will keep the Company going. To my mind, the greatest challenge is to have a motivated and energized workforce to trade effectively, garner further trading acumen and obtain risk taking abilities. Above all we must learn to nurture relationships. Trading can be successful as it survives on long-lasting relations and goodwill built over the years with our suppliers, business associates, shareholders and stakeholders and more than anyone else, our customers. The trust that MMTC has gained over the years goes far beyond immediate success. This has been the biggest achievement for MMTC. I am therefore obligated to all of MMTC's employees for their consistent high-level performance, commitment for the Company goals and for their team effort. Without their full involvement this kind of performance would not have been possible.

My speech would not be complete without thanking you - the shareholders - for the immense confidence you have reposed in the Company. I look forward to your continued support for MMTC in the years to come. I once again thank you all for attending this Annual General Meeting of our Company.

As we move towards a new sunrise and as a new dawn breaks over India, MMTC will undoubtedly contribute its best to give India its rightful place amongst the leading developed countries of the world. It is for us to paint new landscapes and make our turf bigger and wider to tap the great opportunities that will unfold for India and the rest of Asia.

Thank you.



(Sanjiv Batra)

Chairman and Managing Director

New Delhi

21st September 2010

Note : The above statement does not purport to be part of the proceedings at the 47th AGM of MMTC Limited, held on 21st Sept. 2010

Board of Directors



SANJIV BATRA
Chairman and Managing Director

GOVERNMENT NOMINEE DIRECTORS



R GOPALAN
upto 14.01.10



SUTANU BEHURIA



P K CHAUDHERY
w.e.f. 14.01.10



ANIL BAIJAL
w.e.f. 12.06.09



ARUNA MAKHAN
w.e.f. 15.06.09



H L ZUTSHI
w.e.f. 12.06.09

INDEPENDENT DIRECTORS

FUNCTIONAL DIRECTORS



S K KAR
Director (Finance)
upto 30.06.10



ADARSH R. GOYAL
Director (Marketing)
upto 31.12.09



A MAHAPATRA
Director (Personnel)
upto 31.07.10



H S MANN
Director (Marketing)



SUNIR KHURANA
Director (Marketing)



VED PRAKASH
Director (Marketing)
w.e.f. 19.02.10

Senior Executives



R K Chaturvedi
Chief Vigilance Officer



Y N Bhargava
upto 31.08.10



Lekh Chand
upto 30.04.10



Rajeev Jaideva



Ashish Majumdar



Preeti Kaur



Ashok Sharma



William Saldanha



Anand Trivedi



Rajiv Chopra



Vijay Pal



M G Gupta



P K Das



Ashwani Sondhi



J Kishan



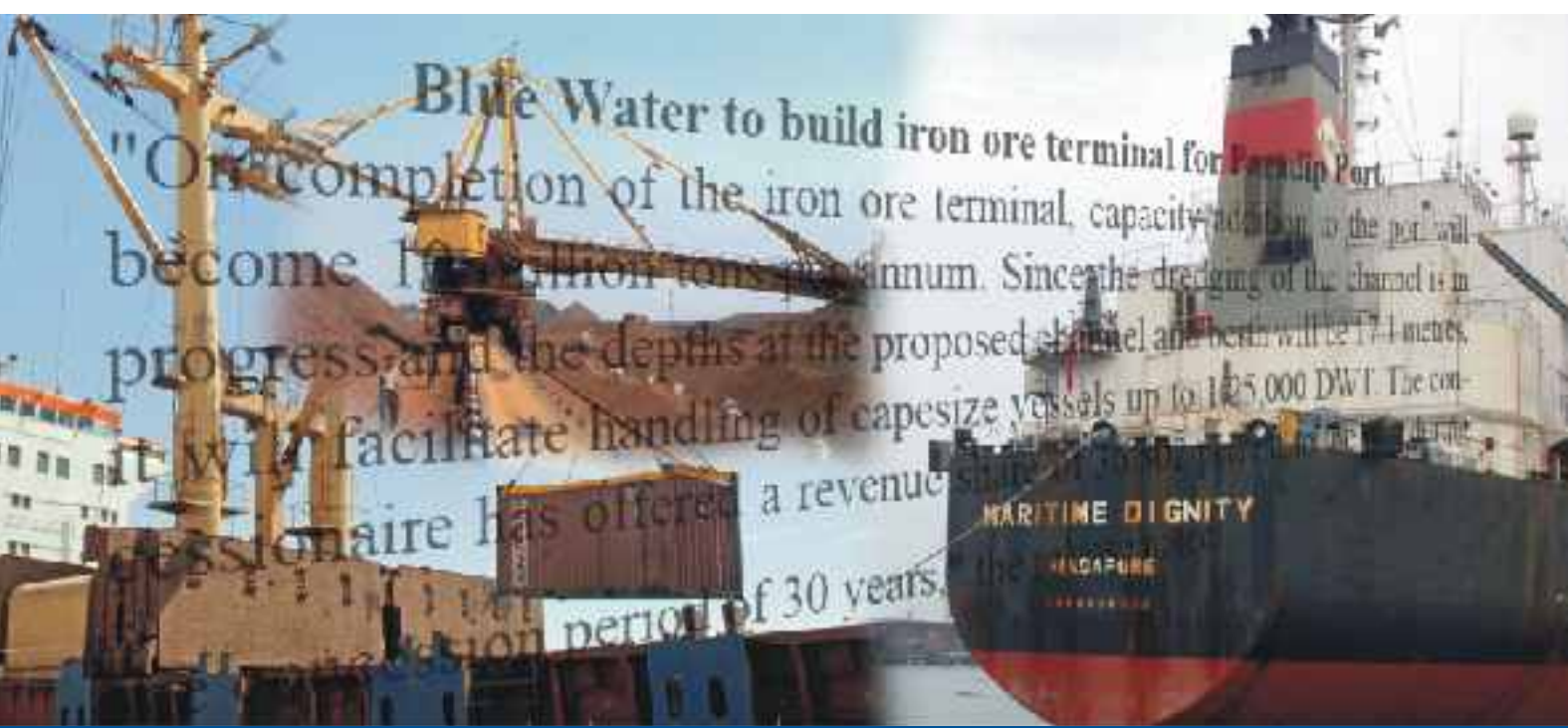
Umesh Sharma
(w.e.f. 14.10.09)



M. Thyagarajan
(w.e.f. 07.01.10)



Manohar Balwani
(Company Secretary)



Director's Report

The Members
MMTC Limited

On behalf of Board of Directors, I have pleasure in presenting 47th Annual Report on the performance of your Company for the financial year ended 31st March 2010 along with audited statements of accounts, Auditor's Report & Review of Accounts by the Comptroller and Auditor General of India.

Results of Operations

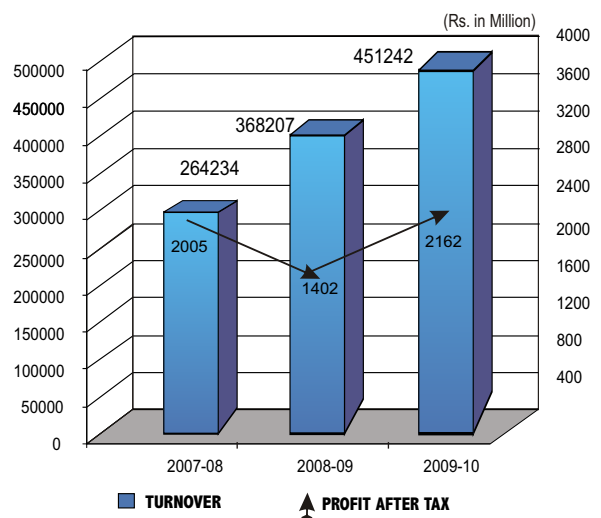
Your Company exhibited outstanding performance in recording its highest ever topline for the sixth consecutive year. Your company achieved record level business turnover of Rs. 451,242 million during 2009-10 registering a growth of more than 22% over the previous year. This best ever business turnover since MMTC's inception in 1963 includes exports of Rs. 32,228 million, highest ever imports of Rs. 399,690 million and domestic trade of Rs. 19,324 million. The other trade related earnings contributed Rs. 1397 million. The net profit of Rs. 2162 million earned by your Company registered a growth of 54% over previous year and is the highest ever net profit after tax earned by the Company in its history.

This noteworthy performance is despite intense competition faced by the Company in all its trade activities — both from local as well as international players which put considerable pressure on margins. This was responded to through growth in core operations by competitive offering of products bundled with efficient services, as also by successfully tapping new areas of business by innovative value addition, aggressive marketing efforts and better utilization of available resources.

The highlights of the Company's performance during 2009-10 are as below:-

	(Rs. in million)	
	2009-10	2008-09
Exports	32,228	45,759
Imports	399,690	306,951
Domestic	19,324	15,497
Other trade earnings	1,397	1,967
Net Sales/ Trading Earnings	452,639	370174
Trading profit	3176	3209
Profit before Taxes	3331	2174
Profit after Taxes	2162	1402
Dividend		
(i) Interim Dividend on Equity Shares	-	200
(ii) Proposed Dividend	450	200
(iii) Dividend Tax	75	68
Reserves and Surplus	12371	10734

Turnover & Profit After Tax (PAT)



The performance of different business groups of your Company is highlighted in the Management Discussion and Analysis Report, which is annexed and forms part of this Report.

Awards & Rankings

Following Awards and Rankings were conferred on your Company during 2009-10:

1. MOU Excellence Award for the year 2007-08



2. All India Export excellence award (Silver Trophy) for the Year 2008-09 in Merchant Enterprise category by EEPC;
3. CAPEXIL highest award for Highest Export in Minerals and Ores sector for the year 2008-09 (18th time in a row);
4. Ranked 5th by CAPITAL MARKET in their 2009 Compendium of TOP 500 Companies in India.
5. Top Indian Company in the Trading Sector by Dun & Bradstreet in their rankings "India's Top 500 companies 2009". In the same publication your Company was ranked 11th based on total income for the year 2008-09.
6. Amity Excellence Award in the category "Wealth Creator of the Year" for 2009-10.
7. Ranked 14th amongst India's top Companies by "Business Standard" in its publication "BS1000" released in February 2010.
8. Ranked 10th in the list of India's Top PSUs 2010 released by Dun & Bradstreet



Dividend

The Board of Directors recommended declaration of dividend of 90% on the pre-split and pre- Bonus equity capital of the Company for the year 2009-10.



Reserves

A sum of Rs. 10734 million was available in the reserves and surplus of your Company as on 1st April 2009. Your Directors have proposed that out of Rs. 1637.64 million available out of the profits for the year 2009-10, after payment of dividend and tax thereon, an amount of Rs.220 million be transferred to General Reserves of the Company and balance profit of Rs.1417.64 million be carried forward as retained profits. Accordingly an amount of Rs.12371.47 million shall be available in "Reserves and Surplus" of your Company as on 31st March 2010.

Foreign Exchange Earnings and Outgo

The Foreign Exchange earnings and outgo of your Company during 2009-10 have been as under: -

	EARNINGS		OUTGO
	Rs. In Million		Rs. In Million
Exports	32247.14	Imports	405703.64
Others	226.15	Interest	362.63
		Others	877.03
Total	32473.29	Total	406943.30





Subsidiary Company

The wholly owned subsidiary of your Company - MMTC Transnational Pte. Ltd. Singapore (MTPL) was incorporated in October 1994 under the laws of Singapore with a share capital of USD 1 million. During the year 2009-10, MTPL achieved its second best ever business turnover of USD 525 million & second highest Profit after tax of USD 6.54 million since inception. The net worth of MTPL stood at USD 18.03 million as on 31st March 2010. MTPL has so far paid total dividends of US\$ 6.15 million as against capital of US\$ 1 million contributed by your company, besides multiplying its net worth by nearly 18 times since its inception.

MTPL continues to enjoy prestigious "Global Trader" (GT) status awarded to it by International Enterprise, Singapore since FY 2000.

Pursuant to the provisions of Section 212 of the Companies Act, 1956, the audited financial statements of MTPL together with Directors' Report & Auditors' report are attached herewith.

MMTC's Promoted Project-Neelachal Ispat Nigam Ltd. (NINL)

Your Company had set up Neelachal Ispat Nigam Limited (NINL) - an iron & steel plant of 1.1 million tonnes per annum capacity, 0.8 million tonne coke ovens and by-product unit with captive power plant, jointly with Govt. of Orissa. The project has firm Iron ore supply linkages and also has captive iron ore mining rights for reserves estimated at about 150 million tons. The construction of phase-II of the Project with an estimated cost of Rs.18550 million is under progress.. During the year 2009-10, NINL achieved a sales turnover of Rs.15800 million and generated net profit of Rs. 379 million.

Future Projects/ Joint Ventures

Aiming at diversification and with a view to add value to its existing trading operations, your Company has undertaken various strategic initiatives following public-private partnership route. Brief details of these value multiplier strategic initiatives to enhance your Company's future sustainability are given below:

- (i) Your Company has promoted a Commodity Exchange under the name and style of "Indian Commodity Exchange Limited" which has since commenced operations in November 2009.
- (ii) Your Company is participating in the equity of a Currency Futures Exchange under the name and style of "United Stock Exchange of India Ltd." which is also likely to commence operations soon.
- (iii) Your Company has joined hands with an international producer as a joint venture partner for setting up a gold/silver medallion manufacturing unit, which would also include a gold refinery as an integral part, under the name and style of "MMTC-Pamp India Private Limited". The civil construction activities for





medallion manufacturing unit located in Haryana are already 95% complete and the medallion manufacturing unit is likely to commence trial production in the last quarter of 2010 and commercial production in first quarter of 2011.

- (iv) For effective marketing of the finished products from above unit, as well as jewellery from other sources, your Company is setting up, in partnership with a leading Indian company, a chain of retail stores at various cities in India for sales of medallions, jewellery and its homegrown brand of 'SANCHI' silverware. Towards this end a special purpose vehicle (SPV) under the name and style of "MMTC-Gitanjali Private Limited" has been incorporated and 14 retail outlets have already been opened in various cities/ towns in India.
- (v) Your Company is setting up permanent berth with loading facilities for iron ore at Ennore Port jointly with SICAL and L&T



Infrastructure Ltd. under the name and style of M/s. SICAL Iron Ore Terminals Limited. The permanent berth being constructed by M/s. SICAL Iron Ore Terminals Limited is likely to be operational by end August 2010.

- (vi) Your Company is also developing a deep draught iron ore berth at Paradeep Port (Orissa) jointly with Noble Group Ltd. and Gammon Infrastructure Projects Ltd. under the name and style of M/s. Blue Water Iron Ore Terminal Private Ltd. The project is in the initial phase and will be ready only towards end 2013.
- (vii) Towards investing in mining exploration your Company has executed a joint venture agreement with M/s. TATA Steel Ltd. for exploration and development of mines for minerals, ferrous



and non-ferrous ores, precious metals, diamonds and coal etc., both in India and abroad.

- (viii) To facilitate promotion of two-way trade, your Company is setting up free trade and warehousing zones at Haldia and Kandla on lines similar to Special Economic Zones.
- (ix) Your Company has been allotted a coal mine in the Jharkhand State having estimated reserves of about 700 million MT. The prospecting license for the said mine has since been issued by the concerned authorities and pre-feasibility study commenced.

Industrial Relations & Human Resource Management

Cordial and harmonious industrial relations continued to prevail in your Company with no mandays lost during the year. Regular meetings were held with the Unions / Associations for arriving at amicable resolution of personnel issues with a view to achieve Company's goals and objectives.



The aggregate manpower of the Company as on 31st March 10 stood at 1838, including six Board level executives, the balance comprising of 608 Officers, 1139 staff & 91 workers. This manpower strength includes 21 officers, 130 staff & 91 workers of erstwhile Mica Trading Company Ltd., which had been merged with your Company pursuant to the orders of BIFR. While the composite representation of the total manpower consisted of women employees representing 18.28% (336 employees) of the total manpower, the representation of SC, ST, OBC & persons with disabilities (PWD) was to the extent of 21.10% (388 employees), 7.29% (134 employees), 1.41% (26 employees) and 1.68% (31 employees) respectively. During the year 8 officers were inducted through campus recruitment and 2 through lateral induction. Presidential Directives on reservations for SCs, STs, OBCs and PWD in services were followed fully in recruitment and promotion. In an effort for rightsizing the manpower, Voluntary Retirement Scheme was offered which was availed by 10 officers, 11 staff cadre employees and 03 workers.

Aiming towards further enhancing / upgrading the skills of employees in the constantly changing business scenario, 1270 employees were imparted training during the year in different spheres of Company's activities. This was done through programmes organized, both with in-house expertise as well as external resources, by renowned institutions / organizations. The employees deputed for training included 221 employees belonging to SC, 70 to ST and 299 women employees. In terms of mandays such training works out to 2773 training mandays during the year 2009-10.

Implementation of Official Language

Your Company is committed to uphold Official Language Policy of the Government. Towards this and to promote usage of the Official Language by employees of the Company, several programmes in the form of Hindi workshops, Hindi seminars, Hindi Day/Week/ Fortnight were organized at the Corporate Office and Regional Offices.

During the year the Company had the privilege of interacting with the Parliamentary Committee on Official Languages. This Committee inspected/ visited corporate office & reviewed the measures/ steps taken for implementation of the Official Language policy. The Hon'ble Committee expressed satisfaction on the steps/ measures taken and the progress made in implementation of Official Language.

Vigilance

Continuing to foster the goodwill & confidence stemming from value based business practices and strengthening the Company as a professionally managed, globally competitive & internationally reputed organization, the Vigilance group of your Company carried further its focus on preventive vigilance by stepping up surprise inspections. During the year 311 vigilance and 120 non-vigilance inspections were conducted and based on the feedback received, corrective/ preventive measures were suggested. An annual calendar of vigilance inspections was prepared by the group well in advance to ensure systematic and regular vigilance inspections. Special emphasis was also laid on updation of trade related drills/ manuals, streamlining of tendering and other procedures in line with the guidelines issued by Central Vigilance Commission.



During the year under report Vigilance group of your Company was also instrumental in organizing “Vigilance Awareness Week” in various offices of MMTC in November 2009 whereat stress was laid upon increasing vigilance awareness amongst employees and business associates, to bring enhanced transparency in public dealings.

Corporate Social Responsibility

Your Company had already adopted Corporate Social Responsibility as Policy initiative in the year 2006-07. The main focus of the Company's CSR policy is in the areas of infrastructure development, promotion of literacy, health care, promotion of afforestation in mining areas and relief & restoration in times of natural calamities in the vicinity of MMTC's operations. Recently your Company has reoriented its CSR policy in accordance with the guidelines issued by Department of Public Enterprises on the subject.



Corporate Governance

Corporate governance is an area of major significance for all those who are affected by organizations directly or indirectly, whether as investors, directors, employees, suppliers, customers or the community in general. Your Company remains committed and dedicated to continuous development and adoption of the best corporate governance practices, which include honesty, trust and integrity, transparency, performance orientation, responsibility and accountability, mutual respect, and commitment to the organization.

A separate report on corporate governance along with Statutory Auditor's certificate regarding compliance of the stipulations relating to corporate governance specified in clause 49 of the listing agreement(s) signed with stock exchanges is annexed to and forms part of this report.

Code of Conduct

Pursuant to Clause 49 (I)(D) of the Listing Agreement signed with Stock Exchanges, a detailed Code of Conduct for Board Members and Senior Management Personnel has been laid down and hosted on the website of your Company. All Board Members and Senior Management Personnel (except one) on the regular rolls of the Company as on 31st March 2010, to whom the said Code is applicable

have affirmed compliance of the same for the period ended 31st March 2010. Action against the one defaulting General Manager is in progress.

Public Deposit Scheme

As on 1st April 2009, there were no outstanding public deposits and the Company did not invite/ accept any public deposit during the year ended 31st March 2010.

Statutory Auditor's Report

The Statutory Auditors have not given any comments having an impact on the profit for the year 2009-10. Applicable disclosures have been made in the 'notes forming part of accounts' in respect of other observations contained in the report of statutory Auditors, as annexed, which have no financial impact on the profit for the year 2009-10.

Comments of Comptroller & Auditor General of India

The Comptroller & Auditor General of India(C&AG) has given 'Nil' comments under section 619(4) of the Companies Act, 1956 on the accounts of the Company for the year ended 31.03.2010.The communication dated 26th July 2010 of C & AG in this regard is annexed herewith.

Conservation of Energy

During the year 2009-10, there was no activity in Mica group of your Company. Pursuant to Section 217(i)(e) of the Companies Act, 1956, a statement on conservation of energy is annexed to this report.

Particulars of Employees

Pursuant to provisions of section 217(2A) of the Companies Act, 1956 read with the Companies (Particulars of Employees) Rules, 1975, as amended from time to time, a statement of the particulars of employees who were in receipt of remuneration exceeding Rs.24 lakhs per annum or Rs. 2.00 lakhs per month during the year 2009-10 is annexed to this report.



Directors' Responsibility Statement

Pursuant to the provisions of Section 217(2AA) of the Companies Act, 1956, your Directors state:

- i) That in the preparation of the annual accounts, the applicable accounting standards have been followed along with proper explanation relating to material departures;
- ii) That the Directors had selected such accounting policies and applied them consistently and made judgments and estimates that are reasonable and prudent so as to give a true and fair view of the state of affairs of the Company at the end of the financial year and of the profit of the Company for the year ended 31.3.2010;
- iii) That the Directors have taken a proper and sufficient care for the maintenance of the adequate accounting records in accordance with the provisions of Companies Act, 1956 for safeguarding the assets of the Company and for preventing and detecting fraud and other irregularities;
- iv) That the Directors have prepared the annual accounts on a going concern basis.

Board of Directors

- Mr. R Gopalan, relinquished the charge of part-time Director on the Board of MMTC and Mr. P K Chaudhery, AS, Department of Commerce, Ministry of Commerce & Industry took over as part time Director on the Board of MMTC vice Mr. R Gopalan w.e.f.14th January 2010.
- Mr. Ved Prakash took over the charge of Whole Time Director (Marketing) on the Board of MMTC w.e.f. 19th February 2010.



- Mr. Adarsh R Goyal relinquished the charge of Whole Time Director (Marketing) on 31st December 2009 on superannuation.



- Mr. S K Kar relinquished the charge of Whole Time Director (Finance) on 30th June 2010 on superannuation.



The Board places on record its appreciation for the commendable services and the contributions made by Mr. R Gopalan, Mr. S K Kar and Mr. Adarsh R Goyal towards effective discharge of the functions of the Board and its Committees. The Board also welcomes Mr. P K Chaudhery & Mr. Ved Prakash and expresses confidence that the Company shall immensely benefit from their rich and varied experience.

In terms of provisions of Article 87(4)(A) of Articles of Association of the Company regarding rotational retirement of Directors, Dr. S Behuria, Director, Mr. Sunir Khurana, Director (Marketing), Mr. Anil Bajjal, Non Official Part time Director and Mr. H L Zutshi, Non Official Part time Director shall retire at the AGM and being eligible have offered themselves for reappointment.

Acknowledgements

Your Directors are thankful to the Department of Commerce, all Govt. Agencies, RBI and other Banks, Railways, Customs, Ports, NMDC, Customers and Suppliers for their valuable support and cooperation during the year. Your Directors also wish to place on record their deep sense of appreciation for the committed services rendered by managers and staff of your company without which it would not have been possible to realize vastly improved business turnover and profit recorded during the year.

By the Order of the Board



Place : New Delhi

Dated : 28th July, 2010

(Sanjiv Batra)

Chairman and Managing Director



The construction of phase II of the project with an estimated cost of Rs 18550 million is under progress. During the 2009-10 financial year, the company achieved a sales turnover of Rs 15870 million and generated a net profit of Rs 379 million. The project has firm iron ore supply agreements and also has captive iron ore mining rights for reserves estimated to be around 1 billion tons.

Management Discussion and Analysis Report 2009-10

Overview of Global Developments in 2009

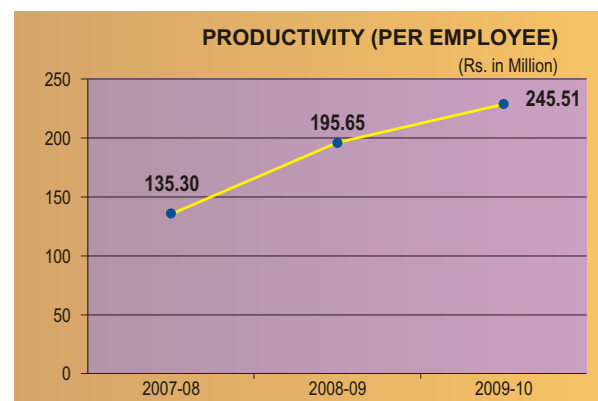
According to World Trade Organization economists, global economic crisis sparked a 12.2% contraction in the volume of global trade in 2009 - the largest decline since World War II with basically a sharp reduction in global demand being the primary cause. In value (nominal) terms while the world merchandise exports fell by 23% in 2009, the world commercial services' exports declined by 13%. During 2009 trade slump was of synchronized nature with exports and imports of all countries falling at the same time, leaving no region untouched.

WTO economists have forecast that without any further upheavals in the global economy, world merchandise trade should resume its normal upward trajectory through the end of 2010. The WTO Secretariat estimates that during 2010, world exports in volume terms will grow by 9.5%, and while developed economies' exports will expand 7.5%, the rest of the world (developing economies plus the CIS) will advance 11%. This projection assumes a resumption of global GDP growth in line with consensus estimates (2.9% at market exchange rates), as well as stability in oil prices and exchange rates.

Overview of Developments in India during 2009-10

As per the Economic Survey 2009-10 presented to Parliament in February 2010, the fiscal year 2009-10 began as a difficult one. The

continued recession in the developed world, for the better part of 2009-10, meant a sluggish export recovery and a slowdown in financial flows into the economy. Yet, over the span of the year, the economy posted a remarkable recovery, not only in terms of overall growth figures but, more importantly, in terms of certain fundamentals. The Economic Survey 2009-10 states that the economy posted a remarkable recovery and is expected to grow at 7.2 per cent in 2009-10 against 6.7 per cent in 2008-09 with the



industrial and the service sectors growing at 8.2 and 8.7 per cent respectively. The Survey hopes that the Indian GDP can be expected to grow around 8.5+/- 0.25 per cent, with a full recovery, breaching the 9 per cent mark in 2011-12.

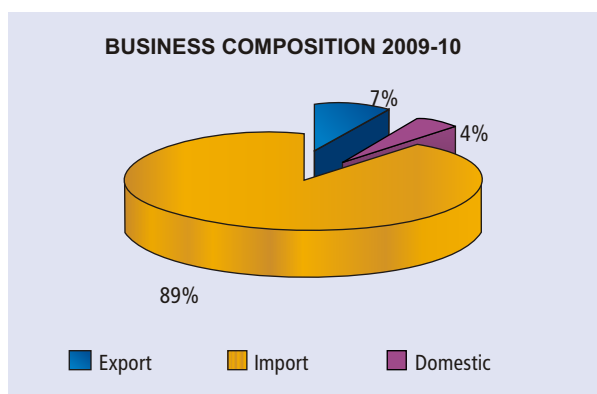
MMTC- 2009-10 in Retrospect

Financial Review

Your Company exhibited inspiring performance by achieving record level top line consecutively for the sixth year running by registering its highest ever business turnover of Rs. 451,242 million during fiscal 2009-10. This best ever business turnover in MMTC's history since 1963 includes exports of Rs. 32,228 million, highest ever imports of Rs. 399,690 million and domestic trade of Rs. 19,324 million. The other trade related earnings contributed Rs. 1397 million. Your Company earned trading profit of Rs. 3176 million. The profit before tax and profit after tax earned by the Company amounted to Rs. 3331 million and Rs. 2162 million respectively. Earning per share for the financial year 2009-10 has been Rs.43.25. The Company's improved management of financial resources yielded net interest earnings of Rs. 1616 million. The corporate tax liability of the Company during 2009-10 works out to Rs. 1085 million. MMTC continues to be a zero long-term debt Company.

Sources and Utilization of Funds

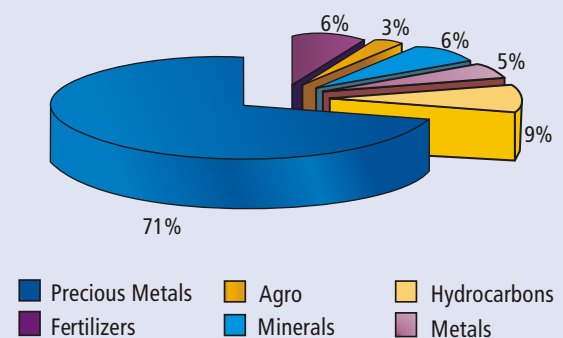
The sources of funds of the Company as on 31st March 2010 comprises of shareholders fund amounting to Rs 12871.47 million including equity share capital of Rs 500 million secured and unsecured loan funds of Rs. 46143.61 million and Rs.5504.35 million. These Funds have been deployed interalia towards fixed assets amounting to Rs. 1224.56 million, Investments of Rs. 2729.09 million and net current assets of Rs 60339.11 million as on 31st March 2010.



Internal Control Procedures

In MMTC, day-to-day affairs are managed at various managerial levels in accordance with a well-defined "Delegation of Powers". Major issues are deliberated to arrive at conscious decisions by the respective Committees of Directors constituted by the Board of Directors as detailed in the report on Corporate Governance annexed herewith.

PRODUCT GROUPWISE COMPOSITION 2009-10



MMTC has well-settled Internal Audit system & Procedures which is commensurate with its diverse functions. The Company has an effective Internal Audit Division, to coordinate with external auditing firms in conducting internal audit all through the year. The Internal Audit reports are considered by 'Senior Management Audit Committee' and 'Audit Committee of Directors'. The Audit Committee also meets the Company's statutory auditors regularly to ascertain their concerns and observations on financial reports. The directions of the Audit Committee are implemented by the Management in all cases.

Subsidiary Company

The wholly owned subsidiary of your Company - MMTC Transnational Pte. Ltd. Singapore (MTPL) was incorporated in October 1994 under the laws of Singapore with a share capital of USD 1 million. During the year 2009-10, MTPL achieved its second best business turnover of USD 525 million & second highest Profit after tax of USD 6.54 million since inception. The net worth of MTPL stood at USD 18.03 million as on 31st March 2010. MTPL has so far paid total dividends of US\$ 6.15 million as against capital of US\$ 1 million contributed by your Company besides multiplying its net worth by nearly 18 times since its inception.

BUSINESS GROUPWISE REVIEW FOR 2009-10

Minerals

Despite the global recession during the early part of 2009-10, reduction in international benchmark prices, pressure on availability of ores for exports and constraints of infrastructure and logistics, your Company maintained its leadership position in mineral exports through aggressive marketing efforts, enhanced customer focus and tapping of emerging opportunities, especially in China. During the year 2009-10 China, Japan and South Korea were the key markets where MMTC exported minerals.

Minerals group of your Company contributed a turnover of Rs. 28143 million during the year, which includes exports valued at Rs. 26532 million, Imports amounting to Rs. 2 million and domestic trade of Rs. 1610 million. In quantitative terms, the exports made by the group include 59.66 lakh tonnes of iron ore valued at Rs 19244 million, 4.92 lakh MT of chrome concentrate valued at Rs 5244 million, 0.93 lakh MT of chrome ore valued at Rs. 1025 million and 2.92 lakh MT of manganese ore valued at Rs. 1019 million. The domestic trade concluded by the group includes 5.89 lakh tonnes of iron ore valued at Rs 1515 million, 0.88 lakh tonnes of limestone valued at Rs 41 million, 1.02 lakh tonnes of dolomite valued at Rs 53 million and 2152 tons of ferro chrome valued at Rs. 1 million. The



group also imported 102 tons of manganese ore valued at Rs. 2 million.

The export of Iron & steel making raw material from India has increased significantly in the recent past and the opportunities exist to expand it further in future. The demand is being driven by China, which has emerged as the largest buyer of iron ore in the world. The demand from traditional buyers like Japan and South Korea is likely to continue to remain stable. MMTC has secured long-term purchase commitments for five years beginning FY 2006-07 from Japan and South Korea and annual Memoranda of Agreements have been signed with them for 2010-11. However the availability of iron ore for exports during 2010-11 may be adversely affected due to increase in demand from domestic steel industry.

Increasingly, like with other products, the iron ore trade also will shift to commodity exchanges and iron ore is already being traded at Singapore and London commodity exchanges. This helps to provide transparency in price discovery. MMTC has promoted a commodity exchange, which has already commenced operations and is the 4th national exchange in India to go live. Besides MMTC is co-promoting construction of a permanent iron ore terminal at Ennore Port which shall be operational in August 2011 and shall ease infrastructure constraints to a notable extent.



Precious Metals, Gems & Jewellery

Your company enjoys the position of market leader in the Indian bullion trade, having flexibility to operate from various centers spread all over the country offering novel product services, besides



maintaining enduring relationship. The Precious Metals, Gems & Jewellery group of the Company contributed a turnover of Rs. 321303 million during 2009-10. This performance was realized through diversified activities, which include imports of gold at Rs. 298113 million, silver worth Rs. 17312 million and rough diamonds worth Rs. 604 million as also domestic sale of gold bar/medallion at Rs. 3429 million, gold worth Rs. 707 million, silver worth Rs. 27 million, jewellery worth Rs 597 million, silver medallion at Rs. 151 million, 'SANCHI' silverware at Rs. 189 million, semi precious stones worth Rs.15 million and sales at domestic jewellery exhibition at Rs. 159 million.



The Precious Metals Group of your Company is continuously working on improving service to customers and now has 25% share of India's gold imports. The Precious Metals group is focusing on improving sales of value-added products, viz. jewellery, medallions and silverware. The Company has established a Joint Venture with M/s. Gitanjali (India's leading retail jewellery company) and a Company by the name of MMTC Gitanjali Private Limited has already



been incorporated and 14 jewellery retail outlets opened in various cities across India. It is proposed to open more outlets to increase the retail marketing network. A Joint Venture company for gold/silver refining and medallions manufacture has also been incorporated by



the name of M/s. MMTC-Pamp India Private Limited. The medallion manufacturing unit is expected to be operational in the first quarter of 2011. The tie-up will give your Company opportunity to market a certain percentage of the products of the Joint Venture company.

Metals and Industrial Raw Materials

Despite International slowdown and downward trend in industrial & infrastructure sector in early part of 2009-10, leading to decreased demand for base metals and Industrial raw materials, the Metals group of the Company contributed Rs. 20790 million to MMTC's turnover during 2009-10. The contribution of the group comprised of export of pig iron produced by NINL - a MMTC promoted Iron & steel plant worth Rs. 4891 millions, import of ferrous, nonferrous metals and industrial raw materials worth Rs. 6635 million and domestic trade of Rs. 9264 millions including sale of pig iron and slag produced at NINL worth Rs.6352 million.



To further improve its performance during 2009-10, the group shall be improving upon its strategies/ business model for further diversification of its activities, tapping new markets/products while maintaining its focus on its core products/ markets, entering into strategic alliance with producers of non ferrous metals besides improving customer relationship management, unrelenting focus on Institutional clientele and deeper market access.

Agro Products

The Agro Products group of the Company achieved a turnover of Rs. 15883 millions during 2009-10, which includes imports of 2.75 lakh MT dun/yellow peas worth Rs.3967 million, 34192 MT pulses worth Rs. 1190 million, 186319 MT of edible oils worth Rs.7743 million and 69993 MT sugar worth Rs. 1723 million, besides domestic



trading of LDPE/ cotton/ pulses/ sugar worth Rs. 426 million. The group also traded agro products at commodity exchanges and achieved a turnover of Rs. 834 million.

The Agro Group of the Company shall continue to pursue its plans and strategies to meet the shortages of foodgrains and pulses in the country by imports, export of surplus availability of agro products besides meeting the challenges stemming from wide variations in quantity/ product range available for imports/exports and broadening commodity profile to ensure sustainability of business growth in this segment in future.

Fertilizers and Chemicals

The Fertilizer and Chemicals group contributed a turnover of Rs.25029 million. The group's performance during 2009-10 included third country trade of 22500 MT urea worth Rs. 390 million, Export of NPK/MOP/DAP worth Rs.415 million, Import of 10.36 lakh metric tonnes of urea valued at Rs. 14084 million, import



of 3.77 lakh metric tonnes of muriate of potash at Rs. 9302 million, import of 36000 MT DAP worth Rs. 574 million, imports of 40657 MT sulphur worth Rs. 220 million and soda ash worth Rs.4 million, besides domestic trading of ammonium sulphate produced at NINL – the MMTC promoted Iron & Steel plant - valued at Rs. 40 million.

The group judiciously leveraged and synergised MMTC's expertise in bulk handling with domain knowledge, hands-on experience, expertise in logistics management and skills to predict emerging trends in the global market of fertilizers to realize this noteworthy performance.

The consumption of fertilizers is growing in India at a rapid pace leading to increased shortfall between the demand vis-à-vis indigenous production resulting in increased volume of imports. Moreover, India is largely dependent on imported raw materials such as sulphur, rock phosphate and phos acid for indigenous phosphatic industry. Besides this, the country's total requirements of MOP are fully imported. Such a scenario provides lot of potential for future growth in import of fertilizer and fertilizer raw materials, especially in view of enhanced focus of Government on agricultural sector with a view to ensure food security for growing population. Keeping in view the above, the group has planned during 2010-11, further increase in business volumes by tapping these emerging opportunities. However the volume of fertilizer imports and its prices are dependent on various factors like monsoon, Government Policy, domestic production and international demand-supply balance etc.

Coal & Hydrocarbons

The Coal & Hydrocarbons group contributed a turnover of Rs. 39956 million to the highest ever turnover recorded by your Company. The turnover contributed by the group included import of 59.01 lakh tonnes of steam coal valued at Rs.32574 million, 6.40 lakh tonnes of coking coal valued at Rs. 5465 million and 12527 tones of LAM coke worth Rs. 164 million besides domestic trading in LAM Coke worth Rs.1285 million, crude tar amounting to Rs. 431 million and steam coal worth Rs. 37 million.



With domestic production unable to meet the growing demand of non coking coal for power sector, steel, fertilizer and other heavy industries, the existence of big supply gap compels the country to depend upon sizable imports. Further the increase in demands of steam coal likely to increase considerably in future with many new coal fired generation plants being underway shall be opening up newer vistas for this segment of your Company. The coal & hydrocarbon group of your Company has fine-tuned its strategies to tap these emerging opportunities to import and serve the increased demand of coal & coke to power, steel, fertilizer, chemical, cement & sponge Iron units in future.

Mica

As reported in earlier years, the changed market requirement and technological developments in mica processing technologies

globally led to activities at Mica Division coming to a halt since 2002-03. The decision on the review petition filed with the appropriate authorities under the Industrial Disputes Act for closure of Mica Division is yet to be pronounced by the Govt.

Others

The other products contributed Rs. 138 million to the turnover of the Company, which included domestic trade of security equipment & engineering & capital goods worth Rs.45 million besides sale of power amounting to Rs. 93 million, generated at the 15 MW wind power farms commissioned in March 2007 in Karnataka.

During the year 2010-11, the Company shall continue availing opportunities emerging in new markets/products for generating additional business revenues for the Company.

Cautionary Statement

Statements in the Management Discussions and Analysis describing the Company's projections, estimates, expectations may be "forward looking statements" within the meaning of applicable laws and regulations. Actual results could differ materially from those expressed or implied. Important factors that could make a difference to the Company's operations include economic conditions affecting demand/supply and price conditions in the domestic and overseas markets in which the Company operates, changes in Government regulations, tax laws, other statutes and other incidental factors.





Report on Corporate Governance

Corporate Governance in MMTC

MMTC is fully committed to promoting & strengthening the principles of sound corporate governance norms through the adherence of highest standards of transparency, trust and integrity, performance orientation, responsibility and accountability, professionalism, social responsiveness, ethical business practices and commitment to the organization as a self discipline code for sustainable enrichment of value for stakeholders which include investors, directors, employees, suppliers, customers or the community in general.

Board of Directors

Composition

The Board of MMTC has a mix of Executive & Non Executive Directors. The present Board comprises of CMD, 4 Whole Time

Functional Directors, 2 Part Time Directors nominated by the Department of Commerce, Ministry of Commerce & Industry, Govt. of India and 3 Non-official Part Time (Independent) Directors. The President of India appoints all the Directors of MMTC. All the Directors except CMD are liable to retire by rotation and at least one third retire every year and if eligible, qualify for reappointment.

The members of the Board, apart from receiving Directors' remuneration, in case of CMD and Functional Directors, do not have any material pecuniary relationship or transaction with the Company, its promoters or its subsidiary, which in the judgment of Board may affect independence of judgment of Directors.

The composition of Board as on 31.3.2010 was as under:

S.No.	Name of Director	Executive/ Non-Executive	No. of Directorship in other Board as on 31.03.2010	No. of Board Committees of which Member/Chairman*
1.	Mr. Sanjiv Batra	Chairman & Managing Director	Chairman - 3, Director -1	Member – 1
2.	Mr S K Kar	Executive	Director - 3	Member – 1
3.	Mr A Mahapatra	Executive	Director - 1	-
4.	Mr H S Mann	Executive	Director - 2	-
5.	Mr Sunir Khurana	Executive	Director - 2	-
6.	Mr Ved Prakash	Executive	Director - 1	-
7.	Dr S Behuria	Non Executive	Director - 8	Chairman – 1, Member - 2
8.	Mr P K Chaudhery	Non Executive	Director - 1	-
9.	Mr Anil Bajjal	Non Executive	Director - 7	Chairman – 2, Member - 1
10.	Ms. Aruna Makhan	Non Executive	Director - 1	Member – 3
11.	Mr H L Zutshi	Non Executive	Director - 2	Chairman – 1, Member - 1

*Only the Audit Committee and Shareholders Grievance Committee of Public Limited Companies have been considered.

Changes in Board of Directors

Mr. R Gopalan, relinquished the charge of part-time Director on the Board of MMTC and Mr. P K Chaudhery, AS, Department of Commerce, Ministry of Commerce & Industry took over as Part Time Director on the Board of MMTC vice Shri R Gopalan w.e.f. 14th January 2010.

- Mr. Ved Prakash took over the charge of Whole Time Director (Marketing) on the Board of MMTC w.e.f. 19th February 2010.
- Mr. Adarsh R Goyal relinquished the charge of Whole Time Director (Marketing) on 31st December 2009 on superannuation.
- Mr. S K Kar relinquished the charge of Whole Time Director (Finance) on 30th June 2010 on superannuation.

Remuneration of Directors

MMTC is a Govt. of India Enterprise in which all members of the Board are appointed by the President of India through the administrative

ministry, Department of Commerce, Ministry of Commerce & Industry, Govt. of India, which, inter-alia, fixes the remuneration of such Whole Time Directors through their respective appointment orders/pay fixation orders. CMD and Whole Time Directors of MMTC are appointed by the President of India with a service contract of five years or till the date of superannuation whichever is earlier. The directors so appointed by President of India are not entitled for any notice period /severance fees. Non-official Part Time Independent Directors are presently paid sitting fee @Rs.15,000/- for attending each meeting of the Board/ Board appointed Committees. None of the non-executive Directors had any pecuniary relationship or transaction with the Company.

The details of remuneration paid/ due for the year 2009-10 to Directors is summarized herein below:

Name of Director	Salary & benefits (Rs./lakhs)	Performance linked incentive for 2009-10 (Provision) (Rs./lakhs)	Bonus, Stock option, pension, severance fee	No of shares of MMTC held as on 31.3.2010
Executive Directors				
Mr Sanjiv Batra, CMD	24.30	24.78	-	One
Mr S K Kar	24.68	14.53	-	One
Mr Adarsh R Goyal (upto 31.12.2009)	20.89	10.84	-	NIL
Mr A. Mahapatra	24.94	14.81	-	NIL
Mr H S Mann	31.08	14.75	-	NIL
Mr Sunir Khurana	23.49	14.28	-	One
Mr Ved Prakash (W.e.f. 19.02.2010)	1.80	1.53	-	NIL
Non Executive ex-officio Directors				
Dr S Behuria	NIL	NIL	NIL	One
Mr P K Chaudhery	NIL	NIL	NIL	One
Non official Directors (Independent)				
Mr Anil Bajjal	NIL	NIL	NIL	NIL
Mrs Aruna Makhan	NIL	NIL	NIL	NIL
Mr H L Zutshi	NIL	NIL	NIL	NIL

Meetings of the Board

The meetings of the Board are generally held at the registered office of the Company and are scheduled well in advance. The Board of MMTC meets regularly at least once in a quarter. The meetings of Board are governed by a structured agenda and any member of the Board is free to recommend inclusion of any subject matter in the agenda for deliberations. Detailed agenda papers including explanatory notes are circulated in advance on all major issues to

facilitate the Board to take well-informed and independent decisions.

During the year, the Board of Directors met twelve times i.e. on 9th April 2009, 23rd April 2009, 12th June 2009, 30th July 2009, 7th August, 2009, 20th August 2009, 23rd October, 2009, 28th October 2009, 17th December 2009, 13th January 2010, 29th January 2010 and 4th March 2010. The attendance of the Directors at these Board Meetings and at the last AGM held on 30th September 2009 was as under:

Attendance of each Director at Board meetings and last AGM

		No. of Board Meetings held during the period the Director was on Board	No. of Board Meetings attended	Presence at previous AGM
(a) Whole Time Functional Directors				
Mr. Sanjiv Batra, CMD	(01.04.2009 to 31.03.2010)	12	12	YES
Mr S K Kar	(01.04.2009 to 31.03.2010)	12	12	YES
Mr Adarsh R Goyal	(01.04.2009 to 31.12.2009)	9	9	YES
Mr Amarendra Mahapatra	(01.04.2009 to 31.03.2010)	12	11	YES
Mr H S Mann	(01.04.2009 to 31.03.2010)	12	12	YES
Mr Sunir Khurana	(01.04.2009 to 31.03.2010)	12	11	YES
Mr Ved Prakash	(19.02.2010 to 31.03.2010)	1	1	NR
(b) Ex-officio Part Time Directors (Govt. Nominee)				
Dr S Behuria	(01.04.2009 to 31.03.2010)	12	8	YES
Mr R Gopalan	(01.04.2009 to 14.01.2010)	10	7	YES
Mr P K Chaudhery	(14.01.2010 to 31.03.2010)	2	2	NR
(c) Non-official Part Time (Independent) Directors				
Mr Anil Bajjal	(12.06.2009 to 31.03.2010)	10	9	YES
Mrs Aruna Makhan	(15.06.2009 to 31.03.2010)	9	9	NO
Mr H L Zutshi	(12.06.2009 to 31.03.2010)	10	10	NO

NR - Not Required

Committees of the Board

To facilitate expeditious consideration and arriving at decisions with focused attention on the affairs of the Company, the Board has constituted following committees with distinct role, accountability and authority:

- Audit Committee of Directors
- Share Transfer Committee
- Shareholders/Investors Grievance Committee
- Remuneration Committee of Directors
- Investment Committee of Directors
- Sale/Purchase Committee of Directors
- Committee of Directors
- Committee of Directors on Personnel Policies

Audit Committee of Directors

The Audit Committee of the Company constituted by the Board, comprised of two Non Executive Govt. nominee Directors and

Director (Personnel) of the Company as its members. The meetings of the committee during the year were chaired by Non Executive ex-officio Govt. nominee Director. Subsequent to induction of Non-official Part Time Independent Directors on the Board of MMTC during June 2009, the Audit Committee of Directors has been reconstituted by the Board of Directors in its Meeting held on 12th June 2009 comprising of two Independent Part Time Directors and one Govt nominee Part Time Director. Company Secretary continued to be the Secretary to the Committee. The terms of reference of the Audit Committee include overseeing the audit function, reviewing critical findings, ensuring compliance with accounting standards and concurring financial statements before submission to the Board. The role, scope and authority of Audit Committee also includes the requirements under the relevant provisions of Companies Act, 1956 and the listing agreement(s) signed with Stock Exchanges.

During the year 2009-10, the Committee met seven times as detailed hereunder:-

S.No	Date of Meeting	Members present	Chairperson
1.	23.04.2009	Mr R Gopalan Mr A Mahapatra	Mr R Gopalan
2.	30.07.2009	Mr Anil Bajjal Dr S Behuria Ms Aruna Makhan	Mr Anil Bajjal
3.	07.08.2009	Mr Anil Bajjal Ms Aruna Makhan	Mr Anil Bajjal
4.	20.08.2009	Mr Anil Bajjal Dr S Behuria Ms Aruna Makhan	Mr Anil Bajjal
5.	23.10.2009	Mr Anil Bajjal Dr S Behuria Ms Aruna Makhan	Mr Anil Bajjal
6.	29.01.2010	Mr Anil Bajjal Ms Aruna Makhan	Mr Anil Bajjal

Other functional Directors and Statutory Auditor of the Company also attended the above meetings to assist the Committee in its deliberations.

The minutes of the above meetings were regularly submitted to the Board for its information.

Share Transfer Committee

The Share Transfer Committee constituted by the Board of Directors, comprising of CMD & Director (Finance) to expeditiously consider and approve share transfers continued to discharge the functions assigned to it. Considering that all the shares of the Company except six shares of the Company held by the six nominees of the President of India are held by shareholders in dematerialized mode, the Board of Directors in its meeting held in June 2009 decided to dissolve the Share Transfer Committee and assign its role, duties and powers to Shareholders/Investors Grievance Committee.

Shareholders/Investors Grievance Committee

The Board of Directors has constituted Shareholders/Investors Grievance Committee comprising of non-executive govt. nominee Director (Additional Secretary & Financial Advisor, Deptt. of Commerce, Govt. of India) as Chairperson and CMD, MMTC & Director (Finance), MMTC as its members for resolution of all matters related to grievances of the Shareholders/other investors. The Company Secretary is the Secretary of the Committee and also the compliance officer. This Committee has also since been assigned the role, duties & powers of Share Transfer Committee w.e.f. 12th June 2009. During the year the Committee approved three transfers of one share each amongst the nominees of the President of India.

Remuneration Committee of Directors

The Board of Directors has constituted Remuneration Committee of Directors comprising of Mr H L Zutshi, Independent Director as Chairman and Non Executive govt. nominee Directors as its members to perform such functions and duties and exercise such powers as specified in Clause 49 of the Listing Agreement signed with Stock Exchanges and DPE Guidelines dated 26th November 2008. The Company Secretary is the Secretary of the Committee. During 2009-10, one meeting of the Remuneration Committee of Directors was held. The minutes of this meeting were submitted to Board of Directors for information.

Investment Committee of Directors

To facilitate expeditious consideration and deciding on issues relating to investments by MMTC, the Board has also constituted an Investment Committee of Directors comprising of CMD as the

Chairman of the Committee and all Functional Directors as members of the Committee. The Company Secretary is the Secretary of the Committee.

During 2009-10, 23 meetings of Investment Committee of Directors were held. The minutes of these meetings were regularly submitted to Board of Directors for information.

Sale/Purchase Committee of Directors

Recognizing that the pace of response is the key for achievement in international trading, the Board has constituted a Sale/Purchase Committee of Directors to facilitate quick deliberations and broadbased consensus approval of various business proposals of value exceeding the powers delegated by the Board to CMD. The Committee comprises of CMD as the Chairman of the Committee, all Functional Directors as its members and Company Secretary as the Secretary to the Committee. During 2009-10, 62 meetings of Sale/Purchase Committee were held. The minutes of these meetings were submitted to the Board for information on a regular basis.

Committee of Directors

The Board has constituted a Committee of Directors with CMD as the Chairman of the Committee, all Functional Directors as Members and Company Secretary as Secretary to the Committee. The Board has authorized the committee to consider and approve policy decisions related to MMTC's functioning as well as the matters related to MMTC promoted projects to the level beyond the powers delegated by the Board to CMD. During the year 2009-10, 14 meetings of the Committee of Directors were held. The minutes of these meetings were submitted to the Board for information on a regular basis.

Committee of Directors on Personnel Policies

The Board has constituted a Committee of Directors on Personnel Policies in March 2010 comprising of Mr H L Zutshi, Independent Director as its Chairman and Mrs. Aruna Makhan (Independent Director), Director(Finance) & Director(Personnel) as its Members to consider and recommend approval of modification/formulation of service rules and other personnel policies, to the Board of Directors. The Company Secretary is the Secretary to the Committee and Chief General Manager(Personnel) & Chief General Manager(Finance) are to assist the Committee wherever required.

General body Meetings

General Body Meetings of the Company are held at/in the vicinity of registered office of the Company. The details of such meetings held

during the past three financial years are as under –

Nature of meeting	Date & time	Special Resolutions passed
44 th Annual General Meeting	27.09.2007 at 1530 hrs	—
45 th Annual General Meeting	30.09.2008 at 1100 hrs	—
46 th Annual General Meeting	30.09.2009 at 1100 hrs	One
Extra ordinary General Meeting	20.07.2010 at 1100 hrs	Two

During the year, one special resolution was passed with the consent of members through Postal Ballot held during August 2009, the results of the same were declared by the Chairman on 26th August 2009.

No special resolution is proposed to be conducted through postal ballot upto the ensuing AGM.

Disclosures

- None of the members of the Board of Directors had any pecuniary relationship or transaction with the Company.
- There have been no materially significant related party transactions i.e. transactions of the Company of a material nature, with its promoters, the directors or the management, subsidiaries or relatives etc. that may have potential conflict with the interests of the Company at large.
- There were no cases of non-compliance by the Company and penalties, strictures being imposed on the Company by the Stock Exchanges or SEBI or any other Statutory Authority on any matter related to the capital markets during the last three years.

Means of communications

The quarterly, half-yearly and annual results of the Company are announced within a month of the end of respective period, which are normally published in leading national dailies. Besides putting them up on the website of the Company, the Company also issues news releases on significant corporate decisions and activities and posts them on its website www.mmtclimited.com

Shareholders' information

(a) Annual General Meeting

The 47th Annual General Meeting of the Company is scheduled to be held on 21st September 2010 at 1130 Hrs at the registered office of the Company.

(b) Financial Calendar for 2010-11

1st quarter results (unaudited) are to be declared on 28.7.2010.

2nd quarter results (unaudited) shall be declared on or before 15.11.2010

3rd quarter results (unaudited) shall be declared on or before 15.02.2011

4th quarter results (unaudited) shall be declared on or before 15.05.2011

Annual Audited Results for 2010-11 shall be declared on or before 30.09.2011.

(c) Dates of Book Closure

The Share Transfer Books and Register of Members shall remain closed from 10.9.2010 to 21.9.2010 (both days inclusive) for the purpose of AGM and declaration of final dividend at the Annual General Meeting.

(d) Dividend Payment - The details of dividend paid during the last 3 years are as under:

Year	2006-07	2007-08	2008-09
Rate	50%*	90%**	80%***
Date	25.10.2007	29.10.2008	27.10.2009

Notes: *Includes Interim Dividend @25% on the equity capital of the Company paid on 30.03.2007.

**Includes Interim Dividend @35% on the equity capital of the Company paid on 25.2.2008.

***Includes Interim Dividend @40% on the equity capital of the Company paid on 25.3.2009.

(e) Listing on stock exchanges

The Shares of the Company continue to be listed at Delhi, Mumbai, Kolkata & Chennai Stock Exchanges.

(f) Market Price Data

The monthwise market price data of MMTC's scrips quoted/traded at Bombay Stock Exchange during the financial year 2009-10, is given below:

Month	Low (Rs.)	High (Rs.)
April 2009	14020.00	17990.00
May 2009	16340.05	24490.00
June 2009	27501.00	39090.55
July 2009	25600.00	34365.50
August 2009	26000.00	30295.00
September 2009	27800.00	38495.00
October 2009	28711.00	37000.00
November 2009	29001.00	39388.00
December 2009	33611.00	40000.00
January 2010	33050.00	39500.00
February 2010	33212.00	39500.00
March 2010	31295.00	34600.00

(g) Registrar & Transfer Agents (RTA)

The Company has appointed M/s. MCS Limited, F-65 Okhla Industrial Area, Phase I, New Delhi - 110020 as its Registrar & Share Transfer Agents for shares held both in physical as well as in dematerialised mode.

(h) Dematerialisation of Shares :

The shares of MMTC Limited continue to be an eligible security for trading in dematerialized form by CDSL and NSDL with ISIN No: INE123F01011.

Out of 5 crores equity shares of MMTC Limited, 4,96,65,594 shares are held by the President of India and 3,34,400 shares by others in dematerialized form leaving only six shares in physical form held by six nominees of the President of India.

Shareholders in the Extra – ordinary General Meeting held on 20th July 2010 approved Sub-division of equity shares of MMTC from the face value of Rs.10/- each to Re.1/- each and issue of one Bonus Share for each eligible equity share held by the shareholders. The record date for the purpose has been fixed as 30.07.2010.

(i) Share Transfer System:

The shares of the Company are transferred within a maximum period of thirty days from the date of lodgment. The transfer of shares held in dematerialized form are processed and approved in electronic form by NSDL/CDSL through respective depository participants. No transfer was pending as on 31.03.2010. Shares transfer and all other investor related activities are attended to and processed at the office of RTA i.e. MCS Ltd. Shareholders may lodge the transfer deeds and any other documents, etc. either at the office of RTA or with Company Secretary of MMTC Limited at the registered office of the Company.

(j) Distribution of shareholding as on 31.3.2010 pursuant to Clause 35 of the Listing Agreement with the Stock Exchange is tabulated here in below:

Category	No. of shares held	Percentage of shareholding
1. Promoters Holding - Indian Promoters - President of India including her six nominees holding one share each	4,96,65,600	99.33%
2. Institutional Investors -	3,15,424	0.63%
3. Other Bodies Corporate	4,949	0.01%
4. Individual holders having share capital upto Rs.1 lakh including Trust & Foundations/NRI shareholders	14,027	0.00%
Total	5,00,00,000	100%

Note: There are no outstanding GDRs/ADRs/warrants/convertible instruments.

(k) Shareholders/ Other Investors' Grievances:

Shareholders/ other Investors may lodge their grievance(s) with Mr Manohar Balwani, Compliance Officer and Company Secretary at mbalwani@mmtclimited.com.

(l) Address for Correspondence:

GM & Company Secretary,
MMTC Limited, Core-I, Scope Complex,
7, Institutional Area, Lodi Road,
New Delhi - 110 003
Phone No: 011 - 24361889/ Fax: 011-24360724
E-mail: mbalwani@mmtclimited.com

N. K. BHARGAVA & CO.

Chartered Accountants

C-31, Acharya Niketan, 1st Floor,
Opp. Pocket-I, Below NIIT Centre,
Mayur Vihar Phase-I, Delhi – 91.
Phone : 22752376, 22793650
Fax : 22793650
E-mail: nkbhargavacompany@yahoo.co.in

COMPLIANCE CERTIFICATE ON CORPORATE GOVERNANCE

To
The Members of
MMTC Ltd.,

We have examined the compliance of conditions of Corporate Governance by MMTC Ltd. for the year ending 31st March 2010 as stipulated in clause 49 of the listing agreement of the said company with stock exchanges.

The compliance of conditions of Corporate Governance is the responsibility of the management. Our examination was limited to procedures and implementation thereof, adopted by the company for ensuring the compliance of the conditions of the Corporate Governance. It is neither an audit nor an expression of opinion on the financial statements of the company.

In our opinion and to the best of our information and according to the explanations given to us, we certify that the company has complied with the conditions of Corporate Governance as stipulated in the above mentioned Listing agreement except the condition stipulated under sub-para-A of paragraph- I of clause- 49 of the said Listing Agreement regarding strength of non-executive Directors at not less than fifty percent of Board of Directors and also the composition of the Audit Committee to the Board which included two part-time Directors and Director (personnel), however subsequent to the appointment of Non Official Part Time Directors by President of India in June 2009, the Audit Committee has been reconstituted in line with the provisions of Listing Agreement.

We further state that such compliance is neither an assurance as to the future viability of the company nor the efficiency or effectiveness with which the management has conducted the affairs of the company.

Place : New Delhi
Date : 26.07.2010

For N.K.Bhargava & Co.
Chartered Accountants
Sd/-
N.K.Bhargava
(Partner)

Annexure to Directors' Report

Conservation of Energy : Power and Fuel Consumption

Under section 217(1)(e) of the Companies Act 1956, statement containing particulars pursuant to Companies (Disclosure of particulars in the Report of Board of Directors) Rules, 1988 for the financial year ended 31.03.2010 for Disclosure of particulars with respect to Conservation of Energy:

Sl. No.			Current Year (2009-10)	Previous Year (2008-09)
1.	Electricity	Purchase (KWh) (At Annual Minimum Guarantee)	3,09,012	3,09,012
		Total cost (Rs. in lacs)	12.38	12.39
		Average Rate (Rs./kwh)	4.01	4.01
2.	Coal	Quantity (MT)	-	-
		Total cost (Rs. in lacs)	-	-
		Average Rate (Rs. per MT)	-	-
3.	Diesel Oil	Purchase (Lt.)	-	-
		Total Cost (Rs. in lacs)	-	-
		Average Rate (Rs. per Lt.)	-	-
4.	LDO	Purchase (Lt.)	-	-
		Total cost (Rs. in lacs)	-	-
		Average Rate (Rs. per Lt.)	-	-

Auditors' Report

To the Members of MMTC Limited

We have audited the attached Balance Sheet of MMTC Limited as at 31st March, 2010, Profit & Loss Account and the Cash Flow Statement of the Company for the year ended on that date, annexed thereto in which are incorporated the accounts of Corporate Office, Mica Division and Jhandewalan Regional Office audited by us and the other Regional Offices and Sub-Regional Offices audited by the other Auditors; and

These financial statements are the responsibility of the Company's management. Our responsibility is to express an opinion on these financial statements based on our audit.

We conducted our audit in accordance with Auditing Standards generally accepted in India. Those Standards require that we plan and perform the audit to obtain reasonable assurance about whether the financial statements are free of material misstatement. An audit includes examining, on a test basis, evidence supporting the amounts and disclosures in the financial statements. An audit also includes assessing the accounting principles used and significant estimates made by management, as well as evaluating the overall financial statement presentation. We believe that our audit provides a reasonable basis for our opinion.

1. As required by the Companies (Auditor's Report) Order, 2003 (as amended) issued by the Central Government of India in terms of sub section (4A) of Section 227 of the Companies Act, 1956 and on the basis of such checks of the records of the Company as we considered appropriate and according to the information and explanations given to us, we give in the Annexure 'A' a statement on the matters specified in paragraphs (4) and (5) of the said Order.
2. Further to our comments in the Annexure referred to in paragraph (1) above, we report as follows: -

(i) Non-provision of liability, if any, in case of extension of time / waiver / write off of GR-1 forms. (Refer Note No. 5)

(ii) Balances under Sundry Debtors / Claims Recoverable / Loans & Advances / Sundry Creditors

/ Other Liabilities have not been confirmed in some cases by the parties. Adjustments, if any, required upon such confirmation are not ascertainable. (Refer Notes No. 33)

(iii) Certain observations in respect of the internal control procedures, as stated in para (iv) of annexure 'A' to main audit report, which may have consequential effect on the accounts for the year. (effect not ascertainable).

We further report that: -

- (a) We have obtained all the information and explanations which to the best of our knowledge and belief were necessary for the purpose of our audit except as otherwise stated in report.
- (b) In our opinion, proper books of account as required by law have been kept by the Company so far as appears from our examination of the books.
- (c) Proper returns, adequate for the purpose of our audit have been received from Regional Offices, Sub Regional Offices and Branches not audited by us. Reports of Regional Auditors have been considered while preparing our report.
- (d) The Balance Sheet, Profit and Loss Account and Cash Flow Statement dealt with by this report are in agreement with the books of accounts and with the audited returns from the Regional Offices.
- (e) In our opinion, the Balance Sheet, Profit and Loss Account and Cash Flow Statement dealt with by this report comply with Accounting Standards referred to in Section 211 (3C) of the Companies Act, 1956.
- (f) Being a Government Company, pursuant to the gazette notification No.GSR 829 (F) dated 21-10-2003 issued by Government of India, provisions of clause (g) of section 274 of the companies Act 1956 are not applicable to the company.

We further report that, the impact of paragraphs 2(i) to 2(iii) above on the profit of the year and the assets and liabilities appearing in the Balance Sheet, could not be ascertained. In our opinion and to the best of our information and according to the explanations given to us the said accounts read together with the Significant Accounting Policies and notes thereon, give the information required by the Companies Act, 1956 in the manner so required, other than as stated above, and give a true and fair view in conformity with the accounting principles generally accepted in India:

- (A) In the case of the Balance Sheet, of the state of affairs of the Company as at 31st March, 2010; and
- (B) In the case of the Profit and Loss Account, of the Profit of the Company for the year ended on that date; and

- (C) In the case of the Cash Flow Statement, of the cash flows of the Company for the year ended on that date.

For **N. K. Bhargava & Co.**
Chartered Accountants

Sd/-
(CA N.K.BHARGAVA)
Partner
M. No. 080624
F. R. No. 000429N

Place: New Delhi
Dated: 29.06.2010

ANNEXURE 'A' TO AUDITOR'S REPORT

Referred to in paragraph 1 of the Auditor's Report of even date to the members of MMTC Limited on the financial statements for the year ended 31st March 2010.

- (i) (a) The Company has generally maintained proper records showing full particulars including quantitative details and situation of fixed assets.
- (b) As explained to us, all the assets have been physically verified by the management during the year which, in our opinion is reasonable having regard to the size of the company and the nature of its assets. No material discrepancies were noticed on such verification.
- (c) In our opinion and according to the information and explanations given to us, no substantial part of the fixed assets have been disposed off by the Company during the year and therefore the going concern assumption is not affected.
- (ii) (a) The inventory has been physically verified by the management during the year, except in case of goods in transit, stocks lying in Central / State Warehouses where confirmation were obtained from the parties and relied upon. In our opinion, the frequency of verification is reasonable.
- (b) In our opinion, procedures of physical verification of inventory followed by the management are reasonable and adequate in relation to the size of the Company and the nature of its business.
- (c) On the basis of our examination of the inventory records, in our opinion, the Company is maintaining proper records of inventory. The discrepancies noticed on verification between the physical stock and the books of account were not material.
- (iii) (a) As informed to us, the Company has not granted any loans, secured or unsecured to Companies, firms or other parties covered in the register maintained under section 301 of the Companies Act, 1956.
- (b) Not applicable in view of para (iii) (a) above.
- (c) Not applicable in view of para (iii) (a) above.
- (d) Not applicable in view of para (iii) (a) above.
- (e) As informed to us, the Company has not taken any loans, secured or unsecured from Companies, firms or other parties covered in the register maintained under Section 301 of the Companies Act, 1956.
- (f) Not applicable in view of para (iii) (e) above.
- (g) Not applicable in view of para (iii) (e) above.
- (iv) In our opinion and according to the information and explanations given to us, there are adequate internal control procedures commensurate with the size of the Company and the nature of its business with regard to the purchase of inventory, fixed assets and with regard to the sale of goods and services. During the course of our audit, no major weakness has been noticed in the internal control system

However, the internal control mechanism needs to be strengthened in the following areas:

- (a) Active and prompt follow-up of old debts, advances (including staff advances) and claims by respective Commodity Division.**
- (b) Confirmation of outstanding balances and its periodic reconciliations.**
- (c) Follow-up of court cases and recoveries arising out of execution of decrees / awards announced in favour of the company.**
- (d) Rotation of jobs on the operations being carried out where the magnitude of the transactions is very high. However such rotations are not affected in any structured manner or under any laid down policy.**
- (e) Expedient follow up of old Sales Tax cases / Appeals pending with Courts /Appellate Authorities of CO, ROs and SROs including closed SROs to save on legal costs and interest payable on disputed additional demands.**

- (v) (a) In our opinion and according to the information and explanations given to us, there are no contracts and arrangements referred to in Section 301 of the Companies Act 1956, particulars of which need to be entered into a register maintained under Section 301 of the Act.
- (b) Not applicable in view of para (v) (a) above.
- (vi) The directives issued by the Reserve Bank of India and the provisions of Section 58A and 58AA or any other relevant provisions of the Companies Act, 1956 and the rules framed there-under have been complied with, in respect of deposits accepted from the Public. We have been informed that, no order has been passed by Company Law Board or National Company Law Tribunal or Reserve Bank of India or any other Court or Tribunal in this regard.
- (vii) The Company has an internal audit system, which in our opinion is commensurate with the size of the Company and nature of its business however, in our opinion internal audit needs to be further strengthened.**
- (viii) As informed to us, the maintenance of cost records under Section 209 (1) (d) of the Companies Act, 1956 has not been prescribed by the Central Government.
- (ix) (a) According to the information and explanations given to us and the records of the Company examined by us, in our opinion, the Company is regular in depositing with appropriate authorities undisputed statutory dues including Provident Fund, Investor Education and Protection Fund, Employees State Insurance, Income-Tax, Sales-tax, Wealth Tax, Service Tax, Customs Duty, Excise Duty, Cess and other material statutory dues as applicable with the appropriate authorities and that no undisputed amounts payable in respect of the same were in arrears as at 31-03-2010 for a period of more than six months from the date they became payable.
- (b) According to the information and explanation given to us and the records of the Company examined by us, the particulars of dues of Income Tax / Sales Tax / Wealth Tax / Service Tax / Custom Duty / Excise Duty / Cess (as applicable) as at March 31, 2010 which have not been deposited on account of any dispute, are referred to in Annexure-'B'
- (x) The Company does not have any accumulated losses and has not incurred cash losses in the current financial year and in the immediately preceding financial year.
- (xi) According to the records of the Company examined by us and as per the information and explanations given to us, the Company has not defaulted in repayment of dues to any financial institution or bank or debenture holders.
- (xii) According to the information and explanations given to us, the Company has not granted any loans and advances on the basis of security by way of pledge of shares, debentures and other securities; except certain loans to employees which have been granted on the basis of security of house and vehicles and in this regard proper documents & records are maintained. In respect of loans to its employees other than those as stated already, are granted without any security.
- (xiii) In our opinion, the company is not chit fund or a Nidhi / Mutual benefit fund / society. Therefore, the provisions of clause 4(xiii) of the Companies (Auditor's Report) Order, 2003 (as amended) are not applicable to the Company.
- (xiv) In our opinion, the Company is not dealing in or trading in shares, securities, debentures and other investments. Accordingly, the provisions of clause 4(xiv) of the Companies (Auditor's Report) Order, 2003 (as amended) are not applicable to the Company.
- (xv) In our opinion and according to the information and explanations given to us the terms & conditions of the guarantee given by the company for loans taken by **NINL** from banks or financial institutions during the year are not prima-facie prejudicial to the interest of the Company.

- (xvi) According to the information and explanation given to us, the Company has not taken any term loans during the year. Hence, the provisions of clause 4(xvi) of the Companies (Auditor's Report) Order 2003 (as amended) are not applicable to the Company.
- (xvii) According to the information and explanations given to us and overall examination of the Balance Sheet of the company, we report that no funds raised on short-term basis have been used for long-term investment.
- (xviii) According to the information and explanations given to us, the Company has not made any preferential allotment of shares to parties and companies covered in the register maintained under Section 301 of the Companies Act, 1956.
- (xix) According to the information and explanations given to us, during the year covered by our audit report, the Company has not issued any debentures during the year and hence, the provision of clause No. 4(xix) of the Companies (Auditor's Report) Order 2003 (as amended) is not applicable to the Company.

- (xx) The Company has not raised any money by way of Public Issue during the year, therefore the provision of clause 4(xx) of the Companies (Auditor's Report) Order 2003 (as amended) is not applicable to the Company.
- (xxi) During the course of our examination of the books and records of the Company, carried out in accordance with the generally accepted auditing practices in India, and according to the information and explanations given to us, we have neither come across any instance of material fraud on/or by the Company, noticed or reported during the year, nor we have been informed for such case by the management

For **N. K. Bhargava & Co.**
Chartered Accountants

Sd/-
(CA N.K.BHARGAVA)
Partner

M. No. 080624
F. R. No. 000429N

Place: New Delhi
Dated: 29.06.2010

ANNEXURE 'B' TO AUDITORS' REPORT

Referred to in paragraph 9(b) of Annexure-'A' a statement on the matters specified in the Companies (Auditors Report) Order, 2003 (as amended) of MMTC Limited for the year ended on 31st March 2010

According to the records of the company dues of Income Tax, Sales Tax, Custom Duty, Excise Duty and Cess which have not been deposited on account of disputes are stated below:

Corporate Office

Name of the Statute	Nature of the dues	Amount (In Rs.)	Period	Forum of Dispute
Income Tax Act, 1961	Income Tax & Interest	61,92,404	A/Y 1982-83	Supreme Court
Income Tax Act, 1961	Income Tax & Interest	3,29,41,738	A/Y 2003-04	Delhi High Court

Chennai Regional Office

Name of the Statute	Nature of the dues	Amount (In Rs.)	Period	Forum of Dispute
TNGST ACT	Sales Tax, Penalty & Interest	8,63,114	1998-99	High Court
TNGST ACT	Sales Tax, Penalty & Interest	4,43,416	2000-01	Sales Tax Appeals Tribunal
TNGST ACT	Sales Tax, Penalty & Interest	11,52,785	1999-2000	High Court
KGST ACT	VAT	26,255	2009-10	ACST, Cochin

Mumbai Regional Office

Name of the Statute	Nature of the dues	Amount (In Rs.)	Period	Forum of Dispute
BST ACT	Sales Tax	3,08,644	1986-87	Joint Comm. of Sales Tax
BST ACT	Sales Tax	5,19,887	1987-88	Joint Comm. of Sales Tax
BST ACT	Sales Tax	1,33,907	1988-89	Joint Comm. of Sales Tax
BST ACT	Sales Tax	14,96,06,778	1989-90	MST Tribunal
BST ACT	Sales Tax	23,30,46,478	1990-91	Dy. Comm., Sales Tax
BST ACT	Sales Tax	28,98,738	1991-92	Dy. Comm., Sales Tax
BST ACT	Sales Tax	11,14,933	1992-93	MST Tribunal
BST ACT	Sales Tax	45,03,961	2001-02	Dy. Comm., Sales Tax

Delhi Regional Office

Name of the Statute	Nature of the dues	Amount (In Rs.)	Period	Forum of Dispute
Delhi Sales Tax	Sales Tax	11,65,303	1984-85	D.C. appeal
Delhi Sales Tax	Sales Tax	6,18,17,683	1986-87	Addl. Commissioner
Central Sales Tax	Sales Tax	39,14,524	1986-87	Addl. Commissioner
Delhi Sales Tax	Sales Tax	4,03,31,557	1987-88	Addl. Commissioner

Central Sales Tax	Sales Tax	28,54,992	1987-88	Addl. Commissioner
Delhi Sales Tax	Sales Tax	369,45,148	1988-89	Addl. Commissioner
Central Sales Tax	Sales Tax	31,43,485	1988-89	Addl. Commissioner
Delhi Sales Tax	Sales Tax	16,35,160	1987-88	Joint Commissioner

Hyderabad Regional Office

Name of the Statute	Nature of the dues	Amount (In Rs.)	Period	Forum of Dispute
APGST	Sales Tax	29,61,551	1990-91	STAT, Hyderabad
APGST	Sales Tax	24,02,576	1991-92	STAT, Hyderabad
APGST	Sales Tax	13,96,269	1992-93	STAT, Hyderabad
APGST	Sales Tax	17,62,687	1992-93	STAT, Hyderabad
APGST	Sales Tax	6,30,615	1993-94	STAT, Hyderabad
CST	Central Sales Tax	4,41,446	1993-94	ADC (CT)
CST	Central Sales Tax	2,04,481	1994-95	ADC (CT)
CST	Central Sales Tax	48,62,340	1995-96	ADC (CT)
APGST	Sales Tax	38,03,875	1995-96	STAT, Hyderabad
APGST	Sales Tax	28,80,309	1995-96	STAT, Hyderabad
CST	Central Sales Tax	21,34,306	1996-97	STAT, Hyderabad
APGST	Sales Tax	58,43,100	1997-98	STAT, Hyderabad
CST	Central Sales Tax	6,35,504	1997-98	ADC (CT)
APGST	Sales Tax	55,65,147	1998-99	ADC, Hyderabad
APGST	Sales Tax	39,04,454	1999-2000	ADC, Hyderabad
APGST	Sales Tax	2,52,926	2000-2001	ADC, Hyderabad
Central Excise & Customs	Custom Duty	10,66,52,009	2008-09	Commissioner of Customs & Central Excise

Bhubaneswar Regional Office

Name of the Statute	Nature of the dues	Amount (In Rs.)	Period	Forum of Dispute
Orissa Sales Tax	Interest Penalty	9,58,035	1966-67	High Court of Orissa
Orissa Sales Tax	Interest Penalty	26,50,388	1978-79	High Court of Orissa
Orissa Sales Tax	Interest Penalty	6,53,452	1979-80	High Court Of Orissa
Orissa Sales Tax	CST	33,04,073	1981-82	High Court Of Orissa
Orissa Sales Tax	Orissa Sales Tax	78,46,464	1982-83	High Court Of Orissa

Orissa Sales Tax	Orissa Sales Tax	3,16,921	1982-83	High Court Of Orissa
Orissa Sales Tax	Central Sales Tax	34,83,020	1982-83	- do -
Orissa Sales Tax	Interest	2,62,819	1982-83	- do -
Orissa Sales Tax	Orissa Sales Tax	79,13,807	1983-84	- do -
Orissa Sales Tax	Orissa Sales Tax	3,29,926	1983-84	- do -
Orissa Sales Tax	Central Sales Tax	35,42,822	1983-84	- do -
Orissa Sales Tax	Orissa Sales Tax	86,48,326	1984-85	- do -
Orissa Sales Tax	Orissa Sales Tax	3,69,294	1984-85	- do -
Orissa Sales Tax	Central Sales Tax	57,96,808	1984-85	- do -
Orissa Sales Tax	Interest	3,57,42,030	1978-79	- do -
Central Excise Act	Service Tax	6,57,63,346	2007-08	Customs, Excise & Service Tax Appellate Tribunal, Kolkata
Central Excise Act	Service Tax	11,74,12,737	2008-09	Customs, Excise & Service Tax Appellate Tribunal, Kolkata
Central Excise Act	Service Tax	2,58,25,626	2009-10	Customs, Excise & Service Tax Appellate Tribunal, Kolkata

Jaipur Regional Office

Name of the Statute	Nature of the dues	Amount (In Rs.)	Period	Forum of Dispute
R.S.T ACT	Sales Tax	1,28,87,058/-	2003-04	D.C. Appeals
R.S.T ACT	Sales Tax	5,32,992/-	2003-04	Tax Board

Vijag Regional Office

Name of the Statute	Nature of the dues	Amount (In Rs.)	Period	Forum of Dispute
A.P.G.S.T ACT	Sales Tax	18,56,325	1968-69	A.P. High Court
A.P.G.S.T ACT	Sales Tax	26,39,647	1981-82	ADC, Vizag
A.P.G.S.T ACT	Sales Tax	6,88,552	1982-83	ADC, Vizag
A.P.G.S.T ACT	Sales Tax	17,66,784	1983-84	ADC
A.P.G.S.T ACT	Sales Tax	30,00,436	1984-85	ADC
A.P.G.S.T ACT	Sales Tax	20,22,371 4,83,435	1985-86	STAT, HYD
A.P.G.S.T ACT	Sales Tax	2,70,83,841	1986-87	STAT, Hyderabad
A.P.G.S.T ACT	Sales Tax	36,45,076	1987-88	ADC
A.P.G.S.T ACT	Sales Tax	19,34,139	1991-92	STAT, HYD
A.P.G.S.T ACT	Sales Tax	4,79,000	1989-90	A.P. High Court
A.P.G.S.T ACT	Sales Tax	1,49,770	1989-90	STAT, HYD
CST	Sales Tax	8,41,695	1994-95	STAT, Hyderabad
CST	Sales Tax	5,97,266	1995-96	STAT, Hyderabad

CST	Sales Tax	33,58,889	1996-97	STAT, Hyderabad
A.P.G.S.T ACT	Sales Tax	25,27,960	1997-98	STAT, Hyderabad
CST	Sales Tax	28,07,578	1997-98	STAT, Hyderabad
Central Excise & Customs	Service Tax	12,65,26,554	2003 -2006	Customs, Excise & Service Tax Appellate Tribunal, Bangalore

Kolkata Regional Office

Name of the Statute	Nature of the dues	Amount (In Rs.)	Period	Forum of Dispute
WBST ACT 1994	Sales Tax	40,15,000	1995-96	S.Tax Tribunal
WBST ACT 1994	- do -	86,88,778	1996-97	S.Tax Tribunal
WBST ACT 1994	- do -	33,74,028	1997-98	Appellate Board
WBST ACT 1994	- do -	37,11,769	1998-99	S.Tax Tribunal
WBST ACT 1994	- do -	1,10,23,010	1999-2000	S.Tax Tribunal
WB VAT ACT 2003	VAT	2,45,09,337	2005-06	S.Tax Tribunal
CST Act 1956	Sales Tax	11,30,858	2005-06	Appellate Board
WB VAT ACT 2003	VAT	2,71,19,471	2006-07	DC Appeal
CST Act 1956	Sales Tax	1,34,84,570	2006-07	DC Appeal

Jhandewalan Regional Office

Name of the Statute	Nature of the dues	Amount (In Rs.)	Period	Forum of Dispute
CST ACT	Central Sales Tax	4,17,65,555	1997-98	Addl.Commissioner-III New Delhi
LST ACT	Local Sales Tax	1,01,70,918	1997-98	Addl.Commissioner-III New Delhi
CST ACT	Central Sales Tax	37,45,290	2002-03	STO, New Delhi

NSEZ, Noida

Name of the Statute	Nature of the dues	Amount (In Rs.)	Period	Forum of Dispute
ST ACT	Sales Tax	9,21,383	1993-94	Allahabad High Court
ST ACT	Sales Tax	17,99,903	1994-95	Jt. Commissioner of Appeals III, Noida
ST ACT	Sales Tax	2,94,481	1995-96	Jt. Commissioner of Appeals III, Noida
ST ACT	Sales Tax, interest	32,14,026	1994-95	Jt. Commissioner of Appeals III, Noida
ST ACT	Sales Tax, interest	4,59,095	1995-96	Jt. Commissioner of Appeals III, Noida
ST ACT	Sales Tax	12,23,616	1996-97	Allahabad High Court



गोपनीय

भारतीय लेखा तथा लेखापरीक्षा विभाग,
कार्यालय प्रधान निदेशक वाणिज्यिक लेखापरीक्षा
एवं पदेन सदस्य, लेखापरीक्षा बोर्ड-1
INDIAN AUDIT & ACCOUNTS DEPARTMENT
OFFICE OF THE PRINCIPAL DIRECTOR OF COMMERCIAL
AUDIT & EX-OFFICIO MEMBER, AUDIT BOARD-1

दिनांक/Dated 26.7.2010

सेवा में,

अध्यक्ष एवं प्रबन्ध निदेशक,
एमएमटीसी लिमिटेड
स्कोप कॉम्प्लेक्स
नई दिल्ली

विषय: कम्पनी अधिनियम 1956 की धारा 619(4) के आधीन 31 मार्च 2010 को समाप्त वर्ष के लिए एमएमटीसी लिमिटेड के लेखाओं पर भारत के नियंत्रक महालेखा परीक्षक की टिप्पणियाँ।

महोदय,

कम्पनी अधिनियम 1956 की धारा 619(4) के आधीन 31 मार्च 2010 को समाप्त हुए वर्ष के लिए एमएमटीसी लिमिटेड के लेखाओं पर भारत के नियंत्रक महालेखा परीक्षक की शून्य टिप्पणियाँ अग्रेषित की जाती हैं। इन शून्य टिप्पणियों को कम्पनी की वार्षिक रिपोर्ट में प्रकाशित किया जाए और कम्पनी की महासभा में उसी समय व उसी प्रकार रखा जाए जिस प्रकार सांविधिक लेखा परीक्षकों की लेखा परीक्षा रिपोर्ट रखी जाती है।

भवदीय,

हस्ता / -
(बीरेन्द्र कुमार)
प्रधान निदेशक

संलग्न : शून्य टिप्पणियाँ

3rd FLOOR, 'A' WING, INDRAPRASTHA BHAVAN, NEW DELHI-110002
दूरभाष / TEL.: 011-23378473, फ़ैक्स / FAX : 011-23378432
e-mail : mabNewdelhi1@cag.gov.in

COMMENTS OF THE COMPTROLLER AND AUDITOR GENERAL OF INDIA UNDER SECTION 619 (4) OF THE COMPANIES ACT, 1956 ON THE ACCOUNTS OF MMTC LIMITED FOR THE YEAR ENDED 31 MARCH 2010

The preparation of financial statements of **MMTC Limited** for the year ended 31 March 2010 in accordance with the financial reporting framework prescribed under the Companies Act, 1956 is the responsibility of the Management of the Company. The Statutory Auditors appointed by the Comptroller and Auditor General of India under Section 619 (2) of the Companies Act, 1956 are responsible for expressing opinion on these financial statements under Section 227 of the Companies Act, 1956 based on independent audit in accordance with the Auditing and Assurance Standards prescribed by their professional body the Institute of Chartered Accountants of India. This is stated to have been done by them vide their Audit Report dated 29 June 2010.

I on behalf of the Comptroller and Auditor General of India have conducted a supplementary audit under Section 619(3) (b) of the Companies Act, 1956 of the financial statements of **MMTC Limited** for the year ended 31 March 2010. This supplementary audit has been carried out independently without access to the working papers of the Statutory Auditors and is limited primarily to inquiries of the Statutory Auditors and Company personnel and a selective examination of some of the accounting records. On the basis of my audit nothing significant has come to my knowledge which would give rise to any comment upon or supplement to Statutory Auditors' report under Section 619 (4) of the Companies Act, 1956.

**For and on behalf of the
Comptroller and Auditor General of India**

**Sd/-
(Birendra Kumar)
Principal Director of Commercial Audit
& ex-Officio Member, Audit Board-I,
New Delhi.**

**Place: New Delhi
Dated : 26 July, 2010**

Decade at a Glance

(Rs. in million)

Year Ended 31st March	2010	2009	2008	2007	2006	2005	2004	2003	2002	2001
What we owe										
Share capital	500	500	500	500	500	500	500	500	500	500
Reserve	12371	10734	9800	8321	7833	7035	6219	5853	5703	5362
	12871	11234	10300	8821	8333	7535	6719	6353	6203	5862
Borrowings	51648	43052	31984	11298	5071	3075	4013	1852	3255	3532
	64519	54286	42284	20119	13404	10610	10732	8205	9458	9394
What we own										
Fixed assets	2099	2075	2067	2045	773	744	733	747	723	653
Less: depreciation	874	757	654	519	453	426	395	376	339	324
Net fixed assets	1,225	1,318	1,413	1,526	320	318	338	371	384	329
Investments	2729	2315	2550	2550	2210	2210	1985	2108	992	903
Misc. Exp (not written off)	-	58	22	15	45	82	169	234	196	244
Working capital	60339	50291	38042	15667	10411	7517	7707	4744	7116	7918
Deferred Tax Assets	226	303	257	361	418	483	533	748	770	-
	64,519	54,285	42,284	20,119	13,404	10,610	10,732	8,205	9,458	9394
What we earned										
Sales	451242	368207	264234	233016	163624	151237	90992	62259	72436	53017
Exports	32227	45759	39114	34131	29254	30309	18912	23356	17287	16036
Imports	399691	306951	204499	186074	117858	110325	66787	37324	54805	36411
Domestic	19324	15497	20621	12811	16512	10603	5293	1579	344	570
Interest earned	5742	7824	2106	1202	1213	3155	320	375	410	486
Other income	2294	2498	1314	902	749	584	1353	779	429	607
	459278	378529	267654	235120	165586	154976	92665	63413	73275	54110
What we spent										
Cost of sales	449463	366966	260732	230964	161716	148821	89794	61295	71417	51994
Establishment Expenses	1684	1653	1184	883	706	700	690	637	732	863
Administration Expenses	461	385	375	327	302	276	225	308	341	361
Interest paid	4126	6659	1350	711	818	2851	251	255	240	302
Depreciation	133	126	127	80	42	42	43	44	34	29
Miscellaneous Exp Written off	58	18	13	33	41	96	95	90	90	123
Debts/claims w/o& Diminution in value of Investment	3	143	231	98	191	259	651	236	6	14
Prov. for doubtful debts & diminution in value of Investment/fixed assets	19	406	373	95	67	135	76	207	167	218
	455947	376356	264385	233191	163883	153180	91825	63072	73027	53904

(Rs. in million)

Year Ended 31st March	2010	2009	2008	2007	2006	2005	2004	2003	2002	2001
What we saved										
Profit for the year	3331	2173	3269	1929	1703	1796	840	341	248	206
Provision for taxation	1168	772	1241	625	596	691	295	107	63	22
Profit after tax (before Prior Period Adj.)	2163	1401	2028	1304	1107	1105	545	234	185	184
Prior period adjustment	-	(1)	23	36	24	33	39	(16)	-	61
Profit available for appropriation	2163	1402	2005	1268	1083	1072	506	250	185	123
Transfer From General										
Reserve for Dividend	-	-	-	-	-	-	-	-	438	-
Dividend	450	400	450	250	250	225	125	100	605	100
Tax on dividend	75	68	76	39	35	31	16	-	-	11
Retained earnings	1638	934	1479	979	798	816	365	150	18	12
Gross Profit	3176	3209	4298	2497	2218	2559	1624	1297	1262	1390
Profit before Tax	3331	2174	3246	1893	1679	1763	801	357	248	145
Profit after tax	2163	1402	2005	1268	1083	1072	506	250	185	123
Net worth	12871	11176	10278	8806	8288	7453	6550	6119	6007	5618
Capital employed	9916	8557	7471	5895	10731	7835	8045	5115	7500	8247
Working capital	60339	50291	38042	15667	10411	7517	7707	4744	7116	7918
Ratios										
Overheads to sales %	0.5	0.6	0.6	0.5	0.6	0.6	1.0	1.5	1.5	2.3
Stocks to sales %	4.7	1.6	2.1	0.8	1.5	0.7	1.8	2.0	1.6	4.3
Trading profit to sales%	0.7	0.9	1.6	1.1	1.4	1.7	1.8	2.1	1.7	2.6
Profit before tax to sales %	0.7	0.6	1.2	0.8	1.0	1.2	0.9	0.6	0.3	0.3
Profit after tax to sales %	0.5	0.4	0.8	0.5	0.7	0.7	0.6	0.4	0.3	0.2
Debtors to sales %	3.4	5.2	5.5	4.8	4.5	4.5	5.0	3.9	4.3	4.0
Working capital to sales %	13.4	13.7	14.4	6.7	6.4	5.0	8.5	7.6	9.8	14.9
Sales to working capital (times)	7.5	7.3	6.9	14.9	15.7	20.1	11.8	13.1	10.2	6.7
Profit for the year to capital employed %	33.6	25.4	43.8	32.7	15.9	22.9	10.4	6.7	3.3	2.5
Profit after tax to capital employed %	21.8	16.4	26.8	21.5	10.1	13.7	6.3	4.9	2.5	1.5
Profit for the year to net worth %	25.9	19.4	31.8	21.9	20.5	24.1	12.8	5.6	4.1	3.7
Profit after tax to net worth %	16.8	12.5	19.5	14.4	13.1	14.4	7.7	4.1	3.1	2.2
Number of employees	1838	1882	1953	1997	2031	2063	2083	2160	2399	2456
Sales per employee	245.5	195.6	135.3	116.7	80.6	73.3	43.7	28.8	30.2	21.6

Sources and Utilisation of Funds

(Rs. in million)

	2009-10	2008-09	2007-08
SOURCES			
Internal generation			
Profit after tax	2162	1402	2005
Deferred Tax Adjustments	77	(47)	104
Depreciation	874	757	627
Provisions	3579	3605	3240
Equity	500	500	500
Reserves	10209	9332	7795
External generation			
Banking	51648	43052	32016
Current liabilities	49972	48350	45271
Other liabilities	1493	1470	999
TOTAL SOURCES	120514	108421	92557
UTILISATION			
Fixed assets	2099	2075	2067
Investments	2777	2363	2597
Trade debts	16059	19994	15061
Inventories	21348	5785	5532
Loan & advances	17120	19309	7396
Cash & bank balance	60808	58580	59520
Deffered Tax	303	257	361
Misc.exp.not written off	0	58	23
TOTAL UTILISATION	120514	108421	92557

Statement of Changes in Financial Position


(Rs. in million)

	2009-10		2008-09		2007-08	
SOURCES OF FUNDS						
Internal generation						
Profit after tax	2,162		1,402		2,005	
Depreciation	133	2,295	126	1,528	127	2,132
Deffered Tax Adjustment		303		257		361
Borrowings						
Loan funds		8,596		11,068		20,718
TOTAL SOURCES		11,194		12,853		23,211
APPLICATION OF FUNDS						
Fixed assets		40		31		41
Investments		413		(234)		-
Miscellaneous expn.not written off		(58)		36		7
Deferred Tax Asset		226		303		257
Final Dividend		450		200		275
Interim Dividend		-		200		175
Dividend Tax		75		68		76
Current assets						
Inventory	15,563		253		3,755	
Sundry debtors	(3,550)		4,620		3,261	
Loan & advances	(2,189)		11,996		1,583	
Cash & Bank balance	2,228		(940)		45,113	
Total Current Assets	12,052		15,929		53,712	
Current liabilities						
Liabilities	1,622		3,046		29,965	
Provisions	382		634		1,367	
Total Current Liabilities	2,004		3,680		31,332	
Net Working Capital		10,048		12,249		22,380
TOTAL APPLICATION OF FUNDS		11,194		12,853		23,211

Value Added Statement

(Rs. in million)

	2009-10		2008-09		2007-08	
VALUE ADDED		%		%		%
Sales & other trade earning	452,636		370,173		264,779	
Add:Other income	898		534		518	
	453,534		370,707		265,297	
Less:Cost of material and services used	437,926		359,971		256,694	
TOTAL VALUE ADDITION	15,608		10,736		8,603	
VALUE DISTRIBUTION						
Operating expenses	11,538	73.93	6,995	65.15	3,797	44.13
Employment costs	1,742	11.16	1,671	15.57	1,199	13.93
Administrative costs	469	3.00	529	4.93	618	7.18
Provisions	19	0.12	406	3.78	373	4.33
Depreciation	135	0.87	126	1.17	127	1.47
Interest(net)	(1,627)	(10.42)	(1,165)	(10.85)	(756)	(8.78)
Income tax	1,168	7.49	772	7.19	1,241	14.43
Dividend						
Interim Dividend	-	-	200	1.86	175	2.03
Proposed Dividend	450	2.88	200	1.86	275	3.20
Tax on Dividend	75	0.48	68	0.63	76	0.89
Retained earning	1,638	10.49	934	8.70	1,478	17.18
TOTAL VALUE DISTRIBUTION	15,608	100.00	10,736	100.00	8,603	100.00
ANALYSIS						
Number of employee	1838		1882		1953	
Value added per employee(Rs.'000)	8492		5705		4405	
Net worth	12,871		11,176		10,278	
Value added per rupee of net worth	1.21		0.96		0.84	



ANNUAL ACCOUNTS

2009 - 2010

Notes to the Accounts and Contingent Liabilities
Schedule 1 to 21 and Accounting Policies form an integral part of the accounts.
As per our report of even date attached

For N K Bhargava & Co.,
Chartered Accountants
(N K Bhargava)
Partner

(MANOHAR BALWANI)
G.M. & Company Secretary

TOTAL :	21	84,519.43
---------	----	-----------

ACCOUNTING POLICIES

1. BASIS OF PREPARATION OF FINANCIAL STATEMENT

- (a) The financial statements are prepared according to the historical cost convention on accrual basis and in line with the fundamental accounting principles of prudence, consistency and materiality.
- (b) The financial statements are reported in Indian Rupee and all values are rounded to the nearest million unless otherwise stated.

(c) Statement of Compliance

The financial statements are prepared on the basis of generally accepted accounting principles in India, accounting standards issued by the Institute of Chartered Accountants of India and the provisions of the Companies Act, 1956 as amended from time to time.

2. PURCHASES AND SALES

- a) Purchases and sales are booked where the company has entered into purchase/sale contract/agreement with the sellers/buyers or received allocation letter from Government, on performance of the contract/agreement/allocation either wholly or partly.
- b) Gold/Silver sent by foreign suppliers on consignment basis:
 - i) Purchases include gold/silver withdrawn from consignment stock on outright purchase basis for sale to exporters, as per the scheme of Exim Policy being operated by the Company as a nominated agency.
 - ii) Purchase of Gold for domestic sale is accounted for on withdrawal from the consignment stock and fixation of price with the suppliers.
 - iii) Gold/silver withdrawn on loan basis where from consignment stock, are shown as loan given to parties and shown under Loans and Advances. The corresponding liability towards the stocks received from foreign suppliers is shown under Sundry Creditors. Loan/Sundry Creditors are adjusted when purchase and sales are booked.
 - iv) In the case of replenishment basis, gold/silver booked by exporter by paying margin money, purchase is booked after "fixing" the price with the foreign suppliers. However, sale is booked when quantity is actually delivered after completion of exports.
 - v) Consignment stocks held on behalf of foreign suppliers at the year end is suitably disclosed in the accounts. However, customs duty paid in respect of balance consignment stock is shown as prepaid expenses.
- c) In respect of exports of Iron Ore/Manganese Ore where final sale value is ascertained on the basis of destinational weight and analysis results and such results are awaited, provision towards DWA risk is made @ 1% on the provisional sale value. In case of FOBT supplies where DWA risk on the purchase value is to the account of supplier provision @1% is made on the difference between sale value and purchase value.

- d) Pending settlements, certain expenses/ gain/loss like dispatch earned/ demurrage payable etc. are accounted for on provisional basis.

3. REVENUE RECOGNITION

- i) Revenue is recognized on accrual basis except in the following items which are accounted for on actual realization since reliability of such items is uncertain in accordance with the provisions of AS-9 issued by ICAI:-
 - a) Tax credit, duty credit authorization under Target Plus scheme, REP/Advance Licenses, Service Tax refund, etc.
 - b) Decrees pending for execution/contested dues and interest thereon, if any:
 - c) Interest on overdue recoverables where realisability is uncertain.
 - d) Liquidated damages on suppliers/underwriters, refund of custom duty on account of survey shortage, and refund of income-tax/sales-tax/VAT and interest thereon.

Insurance claims are accounted for upon being accepted by the insurance company.

- ii) Claims are recognized in the Profit & Loss Account on accrual basis including receivables from Govt. towards subsidy, cash incentives, reimbursement of losses etc. when it is not unreasonable to expect ultimate collection. Claims recognized but subsequently becoming doubtful are provided for through Profit & Loss Account.

4. PREPAID EXPENSES

Prepaid expenses upto Rs.10,000/- in each case are charged to revenue. Deposits upto Rs.5,000/- in each case with Government Department, Statutory Corporations, Electricity Boards and Local Bodies are also charged off to revenue.

5. FIXED ASSETS

- (a) All fixed assets are stated at historical cost less accumulated depreciation and any impairment in value.
- (b) The Company's expenditure toward construction/development of assets on land owned by the Government/Semi Government Authorities, is capitalized under heading "Fixed Assets created on Land and neither the Fixed Assets nor the Land belongs to the Company".

6. DEPRECIATION

Depreciation is provided on straight line method at the rates approved by the Board of Directors, which are equal to or higher than those provided under schedule XIV of the Companies Act, 1956. Depreciation on assets acquired/disposed during the year is provided from/upto the month the asset is acquired/disposed. Depreciation includes amortisation of lease-hold land and Railway Wagon Rakes under WIS. Wooden partitions and temporary structures are fully depreciated in the year of purchase/erection. Moveable assets whose written down value at the beginning of the year and / or value in respect of purchases made during the year are Rs 20,000/- or less in each case, 100% depreciation is provided except retaining a nominal value of Re 1/-. The depreciation rates are as under:

Name of Assets	Rate of Depreciation as adopted by Company	Rate of Depreciation as provided in Sch.XIV
A. General Assets		
Furniture & Fittings	10%	6.33%
Weigh bridges	10%	4.75%
Typewriters, Machines, Fans & Office Equipment & AC	12.5%	4.75%
Vehicles	20%	9.50%
Computers	20%	16.21%
Lease hold land	As per lease agreement	
Wagon Rakes	As per agreement/ Wagon Investment Scheme	
Electrical installations excluding fans	10%	1.63%
Water supply, sewerage and drainage	10%	1.63%
Road and Culverts	2.5%	1.63%
Building and flats	2.5%	1.63%
Residential flats(ready built)	5%	1.63%
Warehouses/Godown	4%	1.63%
B. Manufacturing Unit's Assets		
Factory Building	3.34%	3.34%
Electrical Installations	4.75%	4.75%
Water Supply	4.75%	4.75%
Plant & Machinery(General)		
Single Shift	4.75%	4.75%
Double Shift	7.42%	7.42%
Triple Shift	10.34%	10.34%
Plant & Machinery-Continuous Process(including Wind Mill)	5.28%	5.28%
C. " Fixed Assets created on Land and neither the the Fixed Assets nor the Land belongs to the Company "	Over useful life of asset or five years whichever is less.	
D. All movable assets up to Rs.20,000/-	100% for Movable assets costing Rs.20,000 or less each	100% for assets costing Rs.5,000 or less each
E. Mobile Mobile handsets are directly charged to revenue in the year of purchase.		

7. INVESTMENTS

- Long term investments are valued at cost less provision for permanent diminution in value.
- Current investments are valued at lower of cost and fair value.

8. FOREIGN CURRENCY TRANSACTIONS

- Transactions with rupee payment countries in respect of non-convertible Indian currency are being treated as foreign exchange transactions.
- Foreign currency monetary items (except overdue recoverable where realisability is uncertain) are converted using the closing rate as defined in the AS-11 issued by the Institute of Chartered Accountants of India. Non-monetary items are reported using the exchange rate at the date of the transaction. The exchange difference gain/loss is recognized in the Profit and Loss account.
- Liability in foreign currency relating to acquisition of fixed assets is converted using the closing rate as defined in AS 11 issued by the Institute of Chartered Accountants of India. The difference in exchange is recognized in the Profit & Loss Account.
- In respect of forward exchange contracts, the premium / discount and loss/gain will be recognized as under:-

In respect of forward exchange contracts against existing underlying transactions, the premium / discount is recognized proportionately over the life of the contract. The loss/gain due to difference in exchange rate between (i) closing rate or the rate on the date of settlement if the transaction is settled during the year, and (ii) the exchange rate at later of the date of the inception of the forward contract or the last reporting date is recognised in the Profit & Loss Account for the year.

In respect of forward contracts relating to firm commitments and highly probable forecast transactions, loss due to exchange difference is recognized in the Profit & Loss Account in the reporting period in which the exchange rate changes. Any profit or loss arising on renewal or cancellation of such contracts is recognized as income or expense for the period.

- Investments in subsidiary company outside India are translated at the rate of exchange prevailing on the date of acquisition.

9. SEGMENT REPORTING

Primary Segment: The management evaluates the company's performance and allocates the resources based on analysis of various performance indicators by the following business segments / Product segments i.e.

1. Minerals
2. Precious Metals
3. Metals
4. Agro Products
5. Coal & Hydrocarbon
6. Fertilizer
7. General Trade/others.

Above Business Segments have been identified in line with AS-17 "Segment Reporting" taking into account the company's organizational structure as well as different risks and returns of these segments.

Secondary Segment: Secondary Segments have been identified based on the geographical location of the customer of the company i.e.

1. Outside India
2. Within India

10. EMPLOYEE BENEFITS

- (i) Provision for gratuity, leave encashment/availment, post retirement medical benefit and ALTC/LTC liability is made on the basis of actuarial valuation as per AS-15(Revised) issued by The Institute of Chartered Accountants of India.
- (ii) Provident fund contribution is made to Provident Fund Trust on accrual basis.
- (iii) Payment of Ex-gratia and Notice pay on Voluntary Retirement are charged to revenue in the year incurred.

11. PHYSICAL VERIFICATION OF STOCKS

Physical verification of stocks is undertaken once in a year and balances are arrived at after necessary adjustments till the end of the year. The stocks as physically verified are adopted as closing stocks and shortages/excesses suitably dealt with.

In some of the cases where stocks are lying with Handling Agent/SWC/CWC/Private Parties the stocks have been adopted on the basis of certificate given by the respective agencies.

12. VALUATION OF STOCKS

Inventories including Goods-in-Transit are valued at lower of the cost or realisable value as on 31st March. The method of valuation is as under:

a) EXPORTS

Cost of export stocks is arrived at after including direct expenses incurred upto the point at which the stocks are lying. Similarly the realisable value is derived by deducting from the market price the expenses to be incurred from that point to the stage where they are sold.

MINERAL ORES

The realisable value of ores is worked out at the minimum of the Fe/Mn contents of the grade of the ore as per export contract and is compared with the weighted average cost at weighted average Fe/Mn contents/weighted average moisture contents of the ore. The embedded stocks of Iron ore are excluded from inventory and hence not valued.

(b) IMPORTS

The cost of imported stocks is arrived at by working out the yearly regional weighted average cost except for Non-ferrous Metals where weighted average cost of remaining stock after including all expenses incurred upto the point at which they are lying is considered.

In case of cut & polished stones, medallions and jewellery (finished/semi finished) cost includes wastages and other direct manufacturing cost.

Gold/Silver purchased from foreign suppliers against booking by exporters under replenishment option and not delivered at the year end are shown as stocks of company and valued at cost.

(c) DOMESTIC

Packing material is valued at lower of the cost or realisable value as on 31st March.

(d) STOCK ON LOAN/FABRICATION

Stocks with fabricators are taken as the stocks of the company, till adjustments.

13. PRIOR PERIOD ADJUSTMENTS

Expenditure/income relating to previous year is shown in the accounts under the head "Prior Period Adjustment Account" as per the provisions of AS-5 (Net Profit or Loss for the period, Prior Period Items and Changes in Accounting Policies) issued by Institute of Chartered Accountants of India.

14. BORROWING COSTS

- (i) Borrowing cost in ordinary course of business are recognized as an expense in the period in which these are incurred.
- (ii) Borrowing costs that are attributable to the acquisition, construction of qualifying assets are capitalised as part of cost of such asset upto the date the assets are ready for their intended use. All other borrowing costs are recognised as an expense in the year in which they have been incurred.

15. DEFERRED TAX

Deferred tax is recognized, subject to consideration of prudence on timing differences representing the difference between the Taxable income and Accounting income that originate in one period and are capable of reversal in one or more subsequent periods. Deferred tax assets and liabilities are measured using tax rates and the tax laws that have been enacted or substantively enacted by the Balance Sheet date.

16. IMPAIRMENT OF ASSETS

An asset is treated as impaired when the carrying cost of assets exceeds its recoverable value and impairment loss is charged to Profit and Loss account in the year in which an asset is identified as impaired. The impairment loss recognized in prior accounting periods is reversed if there has been a change in the estimate of recoverable amount.

17. PROVISIONS, CONTINGENT LIABILITIES AND CONTINGENT ASSETS

(I) Provisions

(a) Provisions for Doubtful Debts/Advances/Claims:

Provision for doubtful debts/advances/claims is made where there is uncertainty of realization irrespective of the period of its dues. For outstanding over three years (except Government dues) full provision is made unless the amount is considered recoverable. Debts/advances/claims are written off when unrealisability is almost established.

(b) Others

Provision is recognized when

- (i) the Company has a present obligation as a result of the past event.
- (ii) a probable outflow of resources is expected to settle the obligation and a reliable estimate of the amount of the obligation can be made.

Reimbursement of the expenditure required to settle a provision is recognised as per contract provision or when it is virtually certain that reimbursement will be received.

Provisions are reviewed at each Balance Sheet date.

(II) Contingent liabilities and contingent assets

- (i) Contingent liabilities are not recognized but are disclosed in the Notes to the Accounts.
- (ii) Contingent assets are neither recognized nor disclosed in the financial statements.

18. TREATMENT OF EXPENDITURE DURING PROJECT IMPLEMENTATION /CONSTRUCTION PERIOD

Expenditure during construction period is included under Pre-operative expenses and the same is being allocated to the respective fixed assets on the completion of erection/installation.

For **N K Bhargava & CO.**
Chartered Accountants

Sd/-
(N K Bhargava)
Partner
M No. 080624

Firm Registration No.: 000429N

Sd/-
(Manohar Balwani)
GM and Company Secretary

Sd/-
(Vijay Pal)
Chief General Manager (F&A)

Sd/-
(S K Kar)
Director (Finance)

Sd/-
(Sanjiv Batra)
Chairman and Managing Director

Place: New Delhi
Date: 29th June, 2010

Balance Sheet as at 31-03-2010

(Rs. in million)

	Sch No.	As at 31-03-2010		As at 31-03-2009	
SOURCES OF FUNDS					
Shareholders' Funds					
Share Capital	1	500.00		500.00	
Reserves & Surplus	2	12,371.47	12,871.47	10,733.83	11,233.83
LOAN FUNDS					
Secured	3	46,143.61		42,081.62	
Unsecured		5,504.35	51,647.96	970.39	43,052.01
TOTAL :			64,519.43		54,285.84
APPLICATION OF FUNDS					
FIXED ASSETS					
Gross Block	4	2,064.14		2,026.39	
Less: Depreciation		846.74		729.62	
Net Block		1,217.40		1,296.77	
Capital Work-in-progress		34.85		48.87	
Less: Diminution in Capital Work-in-progress		27.69		27.69	
Net Capital Work-in-progress		7.16	1,224.56	21.18	1,317.95
INVESTMENTS					
DEFERRED TAX ASSETS	5		2,729.09		2,315.43
CURRENT ASSETS, LOANS & ADVANCES			226.67		303.23
Stock in Trade	6	21,348.34		5,785.29	
Sundry Debtors	7	15,523.11		19,073.17	
Cash & Bank Balances	8	60,807.61		58,579.99	
Loans & Advances	9	16,534.66		18,723.21	
		114,213.72		102,161.66	
Less:					
CURRENT LIABILITIES & PROVISIONS					
Current Liabilities	10	49,971.96		48,350.23	
Provisions	11	3,902.65		3,520.46	
		53,874.61		51,870.69	
Net Current Assets			60,339.11		50,290.97
MISCELLANEOUS EXPENDITURE (to the extent not written off or adjusted)	11a		-		58.26
TOTAL :			64,519.43		54,285.84

Notes to the Accounts and Contingent Liabilities

21

Schedule 1 to 21 and Accounting Policies form an integral part of the accounts.

As per our report of even date attached

For **N K Bhargava & Co.**
Chartered Accountants

Sd/-
(N K Bhargava)
Partner
M.NO.080624

Firm Registration No.: 000429N

Date : 29th June, 2010
Place : NEW DELHI

Sd/-
(Manohar Balwani)
GM & Company Secretary

Sd/-
(S.K. Kar)
Director (Finance)

Sd/-
(Vijay Pal)
Chief General Manager (F&A)

Sd/-
(Sanjiv Batra)
Chairman and Managing Director

Profit & Loss A/c for the year ended 31 March, 2010

(Rs. in million)

	Sch No.	For The Year 2009-2010		For The Year 2008-2009	
Income					
Sales		451,241.88		368,207.57	
Other Trade Earnings		1,397.17	452,639.05	1,966.80	370,174.37
Less: -					
Cost of Sales	12	445,768.34		365,262.30	
Manufacturing Expenses	13	3,694.63		1,703.46	
Processing Charges		-	449,462.97	-	366,965.76
Gross Profit			3,176.08		3,208.61
Other Income	14	487.04		306.23	
Provisions No Longer Required		409.96		224.23	
Interest Income	15	5,741.91	6,638.91	7,824.02	8,354.48
			9,814.99		11,563.09
Expenditure					
Salaries & Allowances	16	1,683.59		1,652.80	
Administrative Expenses	17	414.41		346.64	
Interest Paid	18	4,126.18		6,658.69	
Depreciation		133.30		125.83	
Exhibition, Fairs & Sales Promotion Exp		46.34		38.76	
Miscellaneous Expenditure Written Off		58.26		18.20	
Debts/Claims Etc. Written Off		3.32		143.28	
Provision for Bad & Doubtful Debts		18.98	6,484.38	406.12	9,390.32
			3,330.61		2,172.77
Prior Period Items	19		0.10		1.01
Profit Before Tax			3,330.71		2,173.78
Provision for Taxation					
Fringe Benefit Tax		-		15.50	
Current Tax		1,085.40		800.00	
Deferred Tax (Assets)		76.56		(46.53)	
Adjustments Relating To Earlier Years		6.37	1,168.33	2.64	771.61
Profit After Tax			2,162.38		1,402.17
Surplus Brought Forward From Previous Years			4,702.01		3,937.82
Amount Available For Appropriation			6,864.39		5,339.99
Interim Dividend			-		200.00
Proposed Dividend			450.00		200.00
Dividend Tax			74.74		67.98
Transferred to General Reserve			220.00		170.00
Balance C/F To Balance Sheet			6,119.65		4,702.01
Earning Per Share(Basic & Diluted)			43.25		28.04

Schedule 1 to 21 and Accounting Policies form an integral part of the accounts.

As per our report of even date attached

For **N K Bhargava & Co.**
Chartered Accountants

Sd/-
(N K Bhargava)
Partner
M.NO.080624

Firm Registration No.: 000429N

Date : 29th June, 2010
Place : NEW DELHI

Sd/-
(Manohar Balwani)
GM & Company Secretary

Sd/-
(S.K. Kar)
Director(Finance)

Sd/-
(Vijay Pal)
Chief General Manager (F&A)

Sd/-
(Sanjiv Batra)
Chairman and Managing Director

Schedules 1 to 21 Annexed to & Forming Part of the Balance Sheet And P & L Account

Schedule 1 : Share Capital

(Rs. in million)

	As at 31-03-2010	As at 31-03-2009
Authorised 100,000,000 (L.Y.100,000,000) Equity shares of Rs.10 each	<u>1,000.00</u>	<u>1,000.00</u>
ISSUED, SUBSCRIBED AND PAID -UP 50,000,000 (L.Y.50,000,000) Equity Shares of Rs. 10 each fully paid. Of the above, 47,000,000 (P.Y.47,000,000) Equity shares of Rs. 10 each allotted as fully paid-up Bonus Shares by way of capitalisation of Reserves	500.00	500.00
TOTAL	500.00	500.00

Schedule 2 : Reserves & Surplus

	As at 01.04.2009	Additions	Deduction	As at 31.03.2010
Capital Reserve	0.69	-	-	0.69
General Reserve	6,031.13	220.00	-	6,251.13
Balance B/F from P&L A/C	4,702.01	1,417.64	-	6,119.65
TOTAL	10,733.83	1,637.64	-	12,371.47

Schedules 1 to 21 Annexed to & Forming Part of the Balance Sheet and P & L Account

Schedule 3 : Loan Funds

(Rs. in million)

	As at 31-03-2010		As at 31-03-2009	
I. Secured				
(against hypothecation of stocks, bookdebts and other current assets present and future)				
From Banks				
(Cash Credit/Packing Credit Accounts/Others)				
(Repayable within one year)				
(1) State Bank of India	15,841.25		14,616.47	
(2) Canara Bank	145.03		-	
(3) Indian Overseas Bank	-		883.82	
(4) H.D.F.C. Bank	1,302.70		1,749.32	
(5) Vijaya Bank	-		100.00	
(6) Bank of India	0.00		0.00	
(7) Bank of Baroda	268.80		-	
(8) Central Bank of India	-		5,263.49	
(9) Indian Bank	4,370.62		2,922.11	
(10) Bank of Maharashtra	2,784.42		196.14	
(11) State Bank of Hyderabad	8,262.70		908.78	
(12) Union Bank of India	3,698.77		11,168.90	
(13) Axis Bank	2,508.81		-	
(14) Oriental Bank of Commerce	-		98.41	
(15) Dhanalakshmi Bank	250.00		-	
(16) Syndicate Bank	-		3,001.73	
(17) IDBI Bank	4,389.00		196.47	
(18) Standard Chartered Bank	-		945.89	
(19) Yes Bank	366.71		30.09	
(20) Indus Ind Bank	1,954.80	46,143.61	-	42,081.62
II. Unsecured				
From Banks				
(1) BNP Paribas Bank	2,031.85		970.39	
(2) Deutsche Bank	1,551.09		-	
(3) Bank of Tokyo	228.95		-	
(4) DBS	1,692.46	5,504.35	-	970.39
TOTAL		51,647.96		43,052.01

Schedules 1 to 21 Annexed to and Forming Part of the Balance Sheet and Profit & Loss Account

Schedule 4 : Fixed Assets

Particulars	Gross Block			As at 31.3.10
	As at 1-4-09	Addition Purchase/ Transfer	Deduction Sale/ Transfer	
OFFICE BUILDING				
Land free-hold	3.66	-	-	3.66
Land Lease-hold	40.14	0.00	-	40.13
Building	152.52	22.75	0.57	174.70
Warehouse	34.11	0.00	-	34.11
Water Supply & Drainage	5.48	-	-	5.48
Electrical Installations	14.87	0.19	-	15.06
Audio/Fire/Airconditioning	9.86	-	-	9.86
Roads & Culverts	2.63	-	-	2.63
STAFF QUARTERS				
Land-Free-hold	1.33	-	-	1.33
Land-Lease-hold	2.67	-	-	2.67
Building/Residential Flats	65.66	-	-	65.66
Roads & Culverts	0.95	-	-	0.95
Water Supply, Sewerage & Drainage	3.96	0.00	-	3.96
Electrical Installations	1.85	1.53	-	3.38
Plant and Machinery	775.95	13.77	3.66	786.06
Furniture & Fixtures	69.69	3.44	1.43	71.71
Computer/Data Processors	166.44	7.05	2.86	170.63
Air-conditioners, Fans, Typewriters & Other Machines	70.37	3.70	6.64	67.43
Vehicles	24.42	2.00	1.52	24.90
RAILWAY WAGON RAKE (WIS)	553.64	0.00	-	553.64
FIXED ASSETS CREATED ON LAND AND NEITHER THE FIXED ASSETS NOR THE LAND BELONG TO COMPANY				
RAILWAY LOOP LINE AT BNHT	26.17	-	-	26.17
TOTAL	2026.39	54.44	16.69	2064.14
CAPITAL WORK IN PROGRESS				
Building under Construction	8.43	0.45	-	8.88
Roads & Culverts	0.47	-	-	0.47
Electrical Installations	6.92	-	0.22	6.70
Plant & Machinery	27.72	-	13.92	13.80
MMTC Retail Website	0.15	-	0.15	-
Furniture & Fixture	0.66	-	0.66	-
Gold Medallion unit	4.52	0.49	-	5.01
TOTAL (B)	48.87	0.94	14.95	34.87
GRAND TOTAL	2075.26	55.38	31.64	2099.00
LAST YEAR	2,066.50	32.08	23.32	2,075.26

- (a) Cost of office land/building/flats/culverts, sewerage and drainage in some of the offices have been accounted for provisionally pending receipt of final bills or under construction/execution of lease deed.
- (b) Leasehold lands, roads and culverts, sewerage, drainage and water supply for staff quarters at Delhi includes those held jointly with State Trading Corporation of India Limited (STC)
- (c) Residential flats includes 41 shares (PY 41 shares) of Cooperative Group Housing Society of the value of Rs.0.002 millions (PY Rs.0.002 millions).Conveyance of

(Rs. in million)

Provision For Depreciation				Net Block	
As at 1.4.09	Addition Purchase/ Transfer	Deduction Sale/ Transfer	As at 31.3.10	As at 31.3.10	As at 31.3.09
-	-	-	-	3.66	3.66
9.77	0.50	-	10.27	29.86	30.36
51.98	4.29	0.41	55.86	118.84	100.54
12.58	1.36	-	13.95	20.17	21.53
5.48	0.00	-	5.48	0.00	0.00
14.09	0.14	0.00	14.23	0.83	0.78
9.86	-	-	9.86	0.00	0.00
1.49	0.07	-	1.56	1.08	1.14
-	-	-	-	1.33	1.33
0.98	0.04	-	1.01	1.66	1.69
46.72	1.28	-	48.00	17.66	18.94
0.56	0.02	-	0.58	0.36	0.39
3.68	0.05	-	3.73	0.23	0.28
1.79	0.09	-	1.88	1.50	0.06
134.09	38.95	3.71	169.32	616.73	641.87
61.36	5.64	1.40	65.60	6.11	8.34
139.07	14.05	2.82	150.31	20.32	27.37
51.72	7.54	6.36	52.91	14.52	18.65
13.38	3.90	1.49	15.78	9.12	11.05
144.87	55.36	-	200.23	353.41	408.78
26.17	-	-	26.17	0.00	0.00
729.62	133.30	16.18	846.74	1217.40	1296.77
6.71	-	-	6.71	2.17	1.72
0.47	-	-	0.47	-	-
6.70	-	-	6.70	-	0.22
13.81	-	-	13.80	(0.01)	13.91
-	-	-	-	-	0.15
-	-	-	-	-	0.66
-	-	-	-	5.01	4.52
27.69	-	-	27.69	7.17	21.18
757.31	133.30	16.18	874.43	1224.57	1317.95
654.20	125.83	22.73	757.31	1,317.95	

some flats of the original value as on 31.3.2010 amounting to Rs.4.89 millions (PY Rs.4.89 millions) is pending to be executed.

- (d) Cost of Office Building on lands not owned by the Corporation is Rs.2.26 millions (PY Rs.2.26 millions) and provision for depreciation is Rs.1.63 millions (PY Rs.1.57 millions).
- (e) Cost of Water Supply on Land not owned by the Corp. is Rs.0.66 millions. (PY Rs.0.66 millions).

Schedules 1 to 21 Annexed to & Forming Part of the Balance Sheet And P & L Account

Schedule 5 : Investments - Long Term (at cost)

(Rs. in million)

	As at 31-03-2010		As at 31-03-2009	
(A) Central Government Securities 9% Govt. Stock 2013 (L.Y. NIL) *		0.03		-
(B) Investments In Subsidiary Company (Unquoted) 1,461,502 Equity Shares (P.Y. 1,461,502 Equity Shares) of S \$ 1 each in MMTC TRANSNATIONAL PTE LTD, SINGAPORE		31.45		31.45
(C) Trade Investments				
I. Shares in Companies. (Un-Quoted)				
Fully paid 4,750,000, Equity Shares of Rs.10 each (4,750,000, Equity Shares of Rs.10 each) in INDO FRENCH BIOTECH LTD.		47.50		47.50
Less : Provision for Diminution In Investment		47.50		47.50
		0.00		0.00
Fully paid 2,600 Equity Shares of Rs.10 each (L.Y. 2,600 Equity Shares of Rs.10 each) in Greater Noida Integrated Warehousing Pvt. Ltd.		0.02		0.02
Fully paid 2,600 Equity Shares of Rs.10 each (L.Y. 2,600 Equity Shares of Rs.10 each) in Free Trade Warehousing Pvt. Ltd.		0.03		0.03
Fully paid 12,480,000 Equity Shares of Rs.10 each (L.Y. 12,480,000 Equity Shares of Rs.10 each) in MMTC PAMP India Pvt. Ltd.		124.80		124.80
Fully paid 28,600,000 Equity Shares of Rs.10 each (L.Y. 16,900,000 Equity Shares of Rs.10 each) in SICAL IRON ORE TERMINAL LTD		286.00		169.00
Fully paid 663,000 Equity Shares of Rs.10 each (L.Y. NIL Equity Shares of Rs.10 each) in MMTC GITANJALI PRIVATE LIMITED		6.63		-
Fully paid 3,000,000 Equity Shares of Rs.10 each (L.Y. NIL Equity Shares of Rs.10 each) in UNITED STOCK EXCHANGE LIMITED		30.00		-
Fully paid 52,000,000 Equity Shares of Rs.5 each (L.Y. NIL Equity Shares of Rs.10 each) in INDIAN COMMODITY EXCHANGE LIMITED		260.00		-
		707.48		293.85
II Shares in Associates Companies (Un-Quoted)				
Fully paid up 199,000,000 Equity Shares of Rs.10 each (P.Y. 199,000,000 Equity shares of Rs.10 each) in Neelachal Ispat Nigam Limited		1,990.00		1,990.00
Fully paid 13,000 Shares of Rs.10 each (P.Y.13,000 Shares of Rs 10 each) in DEVONA POWER & INFRASTRUCTURE LTD.		0.13		0.13
		1,990.13		1,990.13
TOTAL		2,729.09		2,315.43

* relating to earlier years accounted during the year

Schedules 1 to 21 Annexed to & Forming Part of the Balance Sheet and P & L Account

Schedule 6 : Stock in Trade

(Rs. in million)

	As at 31-03-2010		As at 31-03-2009	
(As taken, valued and certified by the management) Including with handling agents and Goods in transit				
a) Raw Material	41.66		27.26	
b) Finished goods*	21,306.11		5,757.46	
c) Packing Material	0.57	21,348.34	0.57	5,785.29
TOTAL		21,348.34		5,785.29

* includes Stock in transit of Rs 12085.76 million (PY Nil million) under lien of customers

Schedule 7 : Sundry Debtors*

(Unsecured)				
a) Debts outstanding for a period exceeding six months				
i. Considered good	802.15		904.22	
ii. Considered Doubtful	535.66		921.35	
	1,337.81		1,825.57	
Less: Provision for doubtful debts	535.66	802.15	921.35	904.22
(b) Other Debts Considered good		14,720.96		18,168.95
TOTAL		15,523.11		19,073.17

*Debtors includes Rs. 212.19 million (LY Rs.242.34 million) due from Subsidiary Company.

Schedule 8 : Cash & Bank Balances

(a) Cash, Stamps & Cheques - in hand (Includes in transit)		551.28		152.42
(b) Bank Balance in India				
In Scheduled Banks				
i. In Current Account	2,372.00		375.33	
ii. In Cash Credit Account (Debit Balance)	442.34		426.95	
iii. In Current Account in Foreign Currency US\$0.01 million (P.Y.US\$ 0.02 million)	0.27		0.30	
iv. Fixed Deposit Account (Including lodged as security with Municipal Corporation, Delhi)	0.27		0.27	
v. Term- Deposit with Banks *	57,441.45	60,256.33	57,624.72	58,427.57
TOTAL		60,807.61		58,579.99

* Includes Rs.22253.85 million (P.Y. Rs. 13211.93 million) being fixed deposit under lien of bankers as margin money against LCs

Schedules 1 to 21 Annexed to & Forming Part of the Balance Sheet and P & L Account

Schedule 9. Loans & Advances

(Rs. in million)

	As at 31-03-2010		As at 31-03-2009	
(Unsecured and considered Good unless otherwise stated)				
(a) Bills Receivable	310.17		253.73	
Less : Bills Discounted	-	310.17	30.51	223.22
(b) Advances for Share Application Money :				
Haldia Free Trade Warehousing Private Limited.	160.00		-	
Integrated Warehousing Kandla Projects Development Pvt. Ltd	30.98		-	
United Stock Exchange of India Ltd.	-		-	
Indian Commodity Exchange Limited	-	190.98	100.00	100.00
(c) Advance recoverable in cash or in kind or for value to be received :				
i) Considered good for which the company is fully secured (Secured against hypothecation of assets/ mortgage of title deeds and Bank Gurarantees)	9,862.34		10,893.13	
ii) Considered good for which the company holds no security other than personal security	3,284.06		4,402.41	
iii) Considered doubtful	385.57		409.77	
	13,531.97		15,705.31	
Less : Provisions	385.57	13,146.40	409.77	15,295.54
(d) Advances to Suppliers :				
i) Considered good in respect of which the company is fully secured (Secured against hypothecation of stocks)	106.13		32.00	
ii) Considered good in respect of which the company holds no security other than personal security	464.25		237.68	
iii) Considered doubtful	161.88		139.04	
	732.26		408.72	
Less : Provisions	161.88	570.38	139.04	269.68
(e) Income Tax (including Advance Income Tax TDS, Fringe Benefit Tax & Refund dues)		1,952.36		2,233.46
(f) Inter Corporate Loans	20.00		246.58	
(g) Deposits				
(i) Deposit with Customs, Port trust, Court etc.	47.46		95.07	
(ii) Other Deposits	333.73		296.49	
	381.19		391.56	
Considered Good	344.37		354.73	
Considered Doubtful	36.82		36.82	
	381.19		391.55	
Less : Provision	36.82	344.37	36.82	354.73
TOTAL		16,534.66		18,723.21

(Rs. in million)

	As on 31.3.2010	Maximum due at any time during year	As on 31.3.2009	Maximum due at any time during year
Includes:				
a) Due from Directors	-	0.02	0.02	0.03
b) Due from Officers *	2.02	2.12	1.01	1.07

* Chief General Managers and Company Secretary considered for the purpose of Officers.

Schedules 1 to 21 Annexed to & Forming Part of the Balance Sheet and Pt & L Account

Schedule 10 : Current Liabilities

(Rs. in million)

	As at 31-03-2010		As at 31-03-2009	
(a) Sundry Creditors				
(i) Other than MSME'S	29,328.93		22,690.19	
(ii) MSME'S	-	29,328.93	-	22,690.19
(b) Bills Payable		5,544.41		20,463.65
(c) Advance Payments from Customers		10,430.74		1,312.61
(d) Interest Accrued But not due on loan		58.15		131.07
(e) Other Liabilities		4,533.05		3,751.61
(f) Book Overdraft		76.68		1.10
(g) Goods Received on Consignment	14,299.04		3,783.46	
LESS: Stock Held on Consignment	14,299.04	-	3,783.46	-
TOTAL		49,971.96		48,350.23

Schedule 11 : Provisions

(a) Provision for Taxation		1,885.40		1,816.00
(b) Proposed Dividend		450.00		200.00
(c) Provision for tax on Dividend		74.74		33.99
(d) Bonus/PRP		190.55		119.02
(e) Destinal Weight & Analysis Risk		5.27		7.67
(f) Earned Leave		209.27		172.15
(g) Post Retirement Medical Benefit		707.80		686.78
(h) Half Pay Leave		147.97		126.59
(i) LTC/ALTC		35.94		35.17
(j) Provision for Fringe Benefit Tax		26.54		26.54
(k) Provision for Gratuity		9.17		246.55
(l) Provision for Superannuation Benefit		160.00		50.00
TOTAL		3,902.65		3,520.46

Schedule 11a : Miscellaneous Exp.

(to the extent not written off or adjusted)

Deferred Revenue Expenditure	58.26		22.51	
Add: Additions During Year	-		53.95	
Less: Written Off during the year	58.26	-	18.20	58.26
TOTAL		-		58.26

Schedules 1 to 21 Annexed to & Forming Part of the Balance Sheet and P & L Account

Schedule 12 : Cost of Sales

(Rs. in million)

	For the Year 2009-10		For the Year 2008-09	
(a) OPENING STOCK & GOODS IN TRANSIT	5,784.72		5,531.48	
ADD : ADJ. OF STOCK IN TRANSIT *	-	5,784.72	1,105.52	6,637.00
(b) PURCHASES	453,347.93		359,069.70	
ADD : CLAIMS IN KIND	71.73		18.64	
STOCK RED. FROM MGF	-		0.00	
STOCK RECEIVED ON LOAN	35.11		10.64	
STOCK RECD FROM MFG. UNITS	-	453,454.77	4.27	359,098.98
(c) FREIGHT		3,111.09		3,113.74
(d) DEMURRAGE (Net)		24.61		30.52
(e) CLEARING, HANDLING, DISCOUNT & OTHER CHARGES (NET)**		2,499.21		784.80
(f) COMMISSION TO OTHER SELLING AGENTS		1.89		1.05
(g) L/C NEGOTIATION & OTHER CHARGES		65.62		79.15
(h) DIFFERENCE IN EXCHANGE		(241.80)		234.84
(i) CUSTOMS DUTY		5,832.02		2,452.70
(j) INSURANCE		11.14		14.30
(k) GODOWN INSURANCE		6.61		9.63
(l) PLOT AND GODOWN RENT (Net)		66.71		66.89
(m) CLAIMS PAID		-		16.56
(n) PROVISION FOR DESTINATIONAL WEIGHT AND ANALYSIS RISKS		8.72		4.73
(o) PREMIUM ON FORWARD CONTRACT		152.63		186.55
		470,777.94		372,731.44
LESS : CLOSING STOCK & GOODS IN TRANSIT	21,306.11		5,784.72	
STOCK ISSUED IN KIND	3.35		5.22	
STOCK GIVEN ON LOAN	24.10		25.30	
TRANS TO MGF	3,676.04	25,009.60	1,653.90	7,469.14
TOTAL		445,768.34		365,262.30

* Represents goods in transit relating to 2007-08 having no impact on profit/loss

** Includes Rs 134.46 million during 2009-10 towards penalty for import under Target Plus Scheme

Schedules 1 to 21 Annexed to & Forming Part of the Balance Sheet and P & L Account

Schedule 13. Manufacturing Expenses

(Rs. in million)

	For the Year 2009 - 10		For the Year 2008-09	
(i) Raw Material Consumed				
OPENING STOCK AND GOODS IN TRANSIT	-		-	
STOCK TRNS FROM COGS	3,676.04		1,653.90	
ADD : PROCESSING CHARGES	47.79		41.27	
	3,723.83		1,695.17	
LESS : CLOSING STOCK & GOODS IN TRANSIT	41.66		-	
LESS : TRANSFERS	-	3,682.17	-	1,695.17
(ii) Processing & Other Charges		-		-
(iii) Packing Material Consumed				
OPENING STOCK AND GOODS IN TRANSIT	0.57		0.60	
ADD: PURCHASES	12.47		8.27	
	13.04		8.87	
LESS : CLOSING STOCK & GOODS IN TRANSIT	0.58		0.57	
LESS : TRANSFERS	-	12.46	0.01	8.29
TOTAL		3,694.63		1,703.46

Schedules 1 to 21 Annexed to & Forming Part of the Balance Sheet and P & L Account

Schedule 14 : Other Income

(Rs. in million)

	For the Year 2009-10		For the Year 2008-09	
(a) STAFF QUARTERS RENT		4.51		3.39
(b) PROFIT ON SALE OF ASSETS		0.52		1.71
(c) MISCELLANEOUS RECEIPTS (including forfeiture of performance guarantee/bid bond)		114.76		112.10
(d) DIVIDEND FROM INVESTMENTS - MTPL, SINGAPORE (INCLUDING TDS Rs.NIL million (P.Y. RS. NIL million.))		141.99		72.45
(e) LIABILITIES WRITTEN BACK		142.58		116.58
(f) GAIN ON EXCHANGE		82.68		-
TOTAL		487.04		306.23

Schedule 15 : Interest Earned

(Rs. in million)

	For the Year 2009-10		For the Year 2008-09	
(a) BANK (INCLUDING TDS Rs. 1.64 million (P.Y. RS.2.47 million))		4,006.66		5,462.89
(b) INVESTMENT (INCLUDING TDS Rs.Nil million (P.Y. RS.Nil million.))		-		5.94
(c) OTHERS (INCLUDING TDS Rs.Nil million (P.Y. RS.0.57 million.))		1,735.25		2,355.19
TOTAL		5,741.91		7,824.02

Schedules 1 to 21 Annexed to & Forming Part of the Balance Sheet and P & L Account

Schedule 16 : Salaries and Allowances

(Rs. in million)

	For the Year 2009-10		For the Year 2008-09	
Directors				
SALARIES & ALLOWANCES *	11.48		7.01	
RESIDENTIAL RENT CONTRIBUTION	0.11		0.44	
PROVIDENT FUND CONTN.	1.38		0.57	
GRATUITY	0.31		0.34	
MEDICAL EXP.	0.27		0.22	
CLUB SUBSCRIPTION	0.11		0.47	
PERFORMANCE RELATED PAY	8.87	22.53	6.68	15.73
OTHERS				
SALARIES & ALLOWANCES *	1,101.43		926.76	
FOREIGN SERVICE CONTN. (Net)	0.26		0.22	
RESIDENTIAL RENT CONTRIBUTION	0.83		1.43	
PROVIDENT FUND CONTN.	97.57		51.96	
SUPERANNUATION BENEFIT	110.00		50.00	
FAMILY PENSION CONTN.	12.01		11.87	
GROUP INSURANCE	0.57		0.47	
STAFF WELFARE EXP.	28.15		43.92	
BONUS PRP ETC.	121.66		109.61	
CONTRIBUTION TO D.L.I.S.	0.79		0.82	
GRATUITY	38.11		304.75	
MEDICAL EXP.	149.68	1,661.06	135.26	1,637.07
TOTAL		1,683.59		1,652.80

*Includes Rs 38.72 million (P.Y. Rs Nil million) towards VRS expenses and Rs.131.28 million (P.Y.172.25 million) towards provision for Earned Leave & Sick Leave

Schedules 1 to 21 Annexed to & Forming Part of the Balance Sheet and P & L Account

Schedule 17 : Administrative Expenses

(Rs. in million)

	For the Year 2009-2010	For the Year 2008-2009
RENT	19.53	15.40
RATES & TAXES	12.95	12.15
ELECTRICITY & WATER CHARGES	19.34	18.11
INSURANCE	3.05	1.54
ADVERTISEMENT & PUBLICITY	17.69	22.60
PRINTING & STATIONERY	6.79	6.63
POSTAGE & TELEGRAMS	1.69	3.14
TELEPHONE	19.39	20.34
TELECOMMUNICATION	8.51	4.69
TRAVELLING (Including expenditure incurred by Directors Rs.5.50 million (LY Rs.9.10 million))	35.43	43.42
VEHICLE EXPENSES	17.70	16.44
ENTERTAINMENT (Incl. through Directors Rs.1.81 million (P.Y Rs.1.65 million))	12.37	11.25
LEGAL EXPENSES	16.58	16.65
LOSS IN EXCHANGE	-	-
AUDITORS' REMUNERATION *	4.89	3.66
BANK CHARGES	8.59	11.20
BOOKS & PERIODICALS	2.84	2.20
TRADE EXPENSES	5.67	6.10
DONATIONS	-	0.20
CORPORATE SOCIAL RESPONSIBILITY EXP	1.36	5.52
REPAIRS & MAINTENANCE (Incl. on Building Rs.35.61 million (P.Y. Rs.27.72 million) and Plant & Machinery Rs.1.40 million (LY Rs.0.75 million))	54.95	49.62
COMPUTER EXPENSES	0.99	2.78
SUBSCRIPTION	3.66	2.51
TRAINING SEM. & CONF. (Including Directors Rs.Nil million (P.Y.Rs. 0.19 million))	5.38	5.23
LOSS ON SALE OF ASSETS	1.30	0.04
MISCELLANEOUS EXPENSES	55.42	50.99
PROFESSIONAL / CONSULTANCY CHARGES	12.09	14.23
MESNE PROFIT	66.25	-
TOTAL	414.41	346.64

* Includes Audit fees Rs.1.51 million (P.Y. Rs.1.29 million), Tax Audit Fees Rs.0.75 million (P.Y Rs. 0.65 million), Certification fees Rs.0.27 million (P.Y. Rs.0.23 million) and other services including TA/DA & Out of pocket reimbursement Rs.0.16 million (P.Y Rs.0.17 million) and service Tax Rs.0.24 million (P.Y. Rs.0.20 million)

Schedules 1 to 21 Annexed to & Forming Part of the Balance Sheet and P & L Account

Schedule 18 : Interest Paid

(Rs. in million)

	For the Year 2009-10	For the Year 2008-09
(a) BANK	1,508.67	3,465.10
(b) OTHERS	2,617.51	3,193.59
TOTAL	4,126.18	6,658.69

Schedule 19 : Prior Period Items

Expenditure/purchase		
COST OF SALES	1.71	0.68
SALARY & ALLOWANCES	0.01	0.42
ADMINISTRATIVE EXPENSES	5.05	1.39
INTEREST	0.33	0.79
DEPRECIATION	1.93	0.03
OTHERS	0.14	(0.89)
TOTAL	9.17	2.42
Income/Sales		
SALES	(3.02)	(0.93)
INTEREST	11.38	0.49
OTHER RECEIPTS	0.91	3.87
TOTAL	9.27	3.43
TOTAL (Net)	0.10	1.01

20(A) : Statement Pursuant to Part IV of Schedule VI to the Companies Act, 1956.

Balance Sheet Abstract and Company's General Business Profile

(Rs. in million)

I. Registration Details

Registration No.	5 5 4 0 3 3	State Code	5 5
Balance Sheet Date	3 1 0 3 1 0		
	Date Month Year		

II. Capital Raised During the Year

Public Issue (Euro Issue)	N I L	Rights Issue	N I L
Bonus Issue	N I L	Private Placement (Preference Shares)	N I L

III. Position of Mobilisation and Deployment of Funds

Total Liabilities :	6 4 5 1 9	Total Assets	6 4 5 1 9
Sources of Funds		Application of Funds	
Paid-Up Capital	5 0 0	Net Fixed Assets	1 2 2 4
Reserves & Surplus	1 2 3 7 1	Investments	2 7 2 9
Secured Loans	4 6 1 4 4	Net Current Assets	6 0 3 3 9
Unsecured Loans	5 5 0 4	Deferred Tax Assets	2 2 7

IV. Performance of Company

Turnover incl. Other Income	4 5 9 2 7 8	Total Expenditure	4 5 5 9 4 7
Profit before Tax	3 3 3 1	Profit after tax	2 1 6 2
Earning Per Share in Rs.	4 3 . 2 5	Dividend Rate (%)	9 0

V. Generic Names of Three Principal Products/ Services of Company (As per monetary terms)

Item Code No.	Product Description
7 1 . 0 8	G O L D
2 7 . 0 3	C O A L
2 6 . 0 1	I R O N O R E

Schedule 20 (B) : Details of Income & Expenditure on Staff Quarters

(Rs. in million)

	2009-10	2008-09
Expenditure		
Rates Taxes & Electricity	4.61	2.68
Repairs & Renewals	12.82	7.19
Depreciation	1.56	1.18
Lease Rent	0.18	0.21
Miscellaneous Expenses	7.36	0.00
Total	26.52	11.26
Income		
Water Charges Recovered	0.04	0.05
Miscellaneous Receipts	0.44	0.15
Rent Receipts	4.46	1.70
Total	4.94	1.90
Excess Of Expenditure Over Income	21.58	9.36

Schedule 20 (C) : Foreign Exch. Earnings & Outgo

	2009-10	2008-09
Expenditure		
CIF/FOB Value of Imports	405,703.64	306,271.95
Foreign Offices	-	-
Foreign Tours	12.09	9.59
Demurrage/Despatch	36.19	66.61
Load Port/Supervision Charges	10.68	8.67
Interest	362.63	1,007.16
Ocean Freight	811.74	2,039.75
Watchman Charges	0.93	1.25
Destinational Weight & Analysis Risk	5.25	2.98
Agency Commission	-	-
Misc.Charges	0.15	3.73
TOTAL	406,943.30	309,411.69
EARNINGS		
FOB/CIF Value of Goods Exported	32,247.14	45,788.40
Despatch/Demurrage	41.97	87.15
Misc. Receipts	10.75	0.06
Dividend	141.99	72.45
Other Trade Earnings(Counter Trade)	31.44	-
TOTAL	32,473.29	45,948.06
NET EARNINGS (OUTGO)	(374,470.00)	(263,463.63)

Schedule 20 (D) : Particulars in Respect of Goods Manufactured

Goods manufactured	Unit of measurement	Year ended 31.03.2010			Year ended 31.03.2009		
		Licenced capacity (if applicable) (qty)	Installed capacity (qty)	Actual production (qty)	Licenced capacity (if applicable) (qty)	Installed capacity (qty)	Actual production (qty)
SILVER MEDALLION	Nos.	N.A	N.A	206,279.00	N.A	N.A	214,616.00
SANCHI	Kgs	N.A	N.A	6,037,580.00	N.A	N.A	3,620,940.00
GOLD MEDALLION	Nos.	N.A	N.A	170,219.00	N.A	N.A	114,312.00
Mica paper	MT.	700	600	-	700	600	-
Mica powder	MT.	900	900	-	900	900	-
IMP phase-I	MT.	N.A	45	-	N.A	45	-

Schedule 20 (E) : Consumption of Raw Materials, Components & Spares

(Rs. in million)

	Year ended 31.03.2010		Year ended 31.03.2009	
	Raw materials	Components	Raw materials	Components
Indigenous	-	-	5.21	-
As % of total	-	-	0.32	-
Imported	3,495.69	-	1,639.33	-
As % of total	100.00	-	99.68	-

Schedule 20 (F) Information of Imports on CIF Basis for Mfg.

(Rs. in million)

	Year ended 31.03.2010	Year ended 31.03.2009
Raw materials	3,495.69	1,639.33
Components and spare parts	-	-
Other Traded Goods (CIF/FOB)	-	-

Notes Forming Part of the Accounts for the Year Ended 31.3.2010

21. CONTINGENT LIABILITIES & NOTES

1. Contingent Liabilities:

- a) Guarantees issued by Banks on behalf of the Company Rs. 845.80 million (P.Y. Rs. 758.63 million).
- b) Corporate Guarantees of Rs. 14409.10 million (P.Y. Rs. 14696.00 million) given by the company in favour of financial institutions/banks on behalf of Neelachal Ispat Nigam Limited (NINL) for securing principal and interest in respect of loans to NINL. As per the decision of Committee of Secretaries concerned, NINL may be merged with Steel Authority of India Limited subject to Government's approval for which process has been initiated.
- c) Claims against the Company not acknowledged as debts Rs. 1961.07 million (P.Y. Rs. 1300.10 million).
- d) Letters of Credit opened by the Company remaining outstanding Rs. 15919.74 million (P.Y. Rs. 10586.75 million).
- e) Bills discounted with banks Rs. Nil million (P.Y. Rs. 30.51 million).
- f) Sales Tax Demand of Rs. 851.97 million (P.Y. Rs. 960.41 million) in dispute against which Rs. 84.25 million (P.Y. Rs. 84.71 million) has been deposited and Rs. 2.30 million (P.Y. Rs. 2.30 million) covered by bank guarantees.
- g) Service Tax demand in respect of business auxiliary service amounting to Rs 341.50 million (L.Y. Rs 257.61 million) pending before Customs, Excise & Service Tax Department.
- h) Bonds have been furnished to Customs Authorities for performance, submission of original documents, etc, some of which are still outstanding. The amount of un-expired Bonds is Rs. 1118.87 million as on 31.03.2010 (P.Y. Rs. 827.48 million).
- i) A party has served a legal notice for non lifting of part quantity of coking coal in respect of supplies to M/s NINL, relating to delivery period 2008-09, claiming an amount of Rs 3535.00 million (P.Y Rs Nil million) which has been refuted since the same is not tenable. MMTC has also put the party on notice to lodge counter claim for non supply of coking coal for the year 2009-10. The matter has been taken up issue at Govt. level as the supplier is also one of the major supplier of coking coal to other PSUs and all terms, conditions and prices are determined by an empowered joint committee consisting of senior level nominees of Govt. and PSUs.
- j) In one of the RO, auditors have observed for making liability towards CST transit sales of Rs 1947.58 million on which in their view liability of CST amounting to Rs 38.95 million may arise. On the basis of expert opinion and past experience, the company is of the view that no liability is likely to arise on this account. Accordingly no provision has been made. However, this will be suitably dealt with in the accounts after completion of assessment.
- k) Additional liability, if any, on account of sales tax demands on completion of assessments, disputed claims of some employees, non-deduction of Provident Fund by Handling Agents/Contractors, disputed rent and interest/penalty/legal costs etc., in respect of amounts indicated as contingent liabilities being indeterminable, not considered.
- l) In some of the cases amounts included under contingent liabilities relate to commodities handled on Govt. of India's account and hence the same would be recoverable from the Govt. of India.

2. Estimated amount of contracts remaining to be executed on capital account and not provided for Rs. 0.36 million (P.Y. Rs. 19.50 million).

3. Following stocks held by the Company on consignment basis not included in the inventory as on 31-3-2010:-

(Value Rs. in million)

Items	31-03-2010		31-03-2009	
	Qty. (kgs)	Value	Qty. (kgs)	Value
Gold	8086	13629.48	2223	3320.70
Gold Jewellery		6.63		3.44
Silver	26178	662.93	21227	459.30
		14299.04		3783.44

4. Loans and Advances and Sundry Creditors include Rs. 8253.95 million (P.Y. Rs. 7414.99 million) being notional value of 5117 Kgs. (P.Y. 4973 Kgs) of gold belonging to foreign suppliers issued on loan basis to the Associates/ Customers of the Company.
5. In respect of GR-1 forms outstanding beyond due date the Company has filed application with the authorized dealers for extension of time/waiver/ write off. Pending decision on the application, the liability, if any, that may arise is unascertainable. Enforcement Directorate has imposed penalty for Rs. 19.53 million (P.Y. Rs. 19.53 million) which are being contested. Against this, an amount of Rs. Nil million (P.Y. Rs Nil million) has been deposited and bank guarantee of Rs. 7.30 million (P.Y. Rs. 7.30 million) furnished.
6. Duty Credit Authorization of Rs. 502.06 million (P.Y. Rs. 526.62 million) under the Target Plus Scheme 2004-05 which is valid upto 28.02.2011, is held by the Company for duty free imports as admissible under the Scheme.
7. The Company being the nominated agency for import of Gold and Silver has imported Gold under usance L/Cs or availed buyer's credit. Money received towards sale value are put under Fixed Deposits with banks as margin or otherwise. Interest earned thereon due to payment received from customers before due date of usance L/C or the buyer's credit is payable to the customers as a business policy.
8. Loans & Advances include Rs. 157.37 million (P.Y. Rs. 157.37 million) being the amount deposited with the High Court in respect of a case which is still pending. Necessary liability towards principal amount already exists and the provision, if any, towards interest of Rs. 22.50 million (P.Y. Rs. 22.50 million) will be made after final decision of the Court.
9. Income tax of Rs. 1952.33 million (P.Y. Rs. 2233.46 million) under the head "Loans and Advances" consists of Rs. 303.52 million (P.Y. Rs. 424.13 million) paid to Income Tax Department against the disputed demands of Rs. 342.65 million (P.Y. Rs. 457.06 millions) for various assessment years and advance tax/TDS/FBT of Rs. 1648.81 million (P.Y. Rs. 1809.33 million) towards income tax/fringe benefit tax liability for financial years 2008-09 & 2009-10. Provision for additional demand, if any, will be made on completion of the Appellate Proceedings.
10. The ERP package 'RAMCO' implemented by the Company has more or less stabilized. Any further adjustments in processes and systems that may arise subsequent upon the findings of the systems audit shall be incorporated in due course.
11. Valuation of closing stock at market price being lower than cost, has resulted in a loss of Rs. 18.21 million (P.Y. Rs. 587.35 million) during the year.
12. An amount of Rs. 284.53 million (L.Y. Rs. 284.53 million) is outstanding against M/s AIPL in respect of Mint silver transaction against which full provision amounting to Rs. 284.53 million (L.Y. Rs. 284.53 million) has been made in the accounts pending adjustment, if any, of excess sale realization. The Company has filed a recovery suit of Rs. 314.02 million (L.Y. Rs 314.02 million) which includes overdue interest of Rs. 29.49 million (L.Y. Rs 29.49 million). M/s AIPL have also filed a suit against Government Mint/MMTC for damages of Rs. 1671.97 million (L.Y. Rs 1671.97 million) which is not tenable as per legal opinion and is being contested.
13. During the year the company has imported pulses on the directives of the Govt. of India. The Government has allowed reimbursement of losses up to 15% and trading margin @ 1.2%, which works out to Rs 311.77 million (L.Y. Rs 1004.67 million) on the import made by the company which has been credited to Profit & Loss Account as claims receivable from the Government.
14. During the year an amount of Rs 241.80 million (L.Y. Rs 234.84 million) towards difference in exchange has been shown under cost of sales which has arisen mainly due to adoption of notional exchange rate applicable on the date of bills of lading for initial recognition in reporting currency in respect of import purchases / export sales denominated in foreign currency.

15. In respect of coal imported for NTPC supply, sale in some cases have been booked provisionally pending issue of final invoices since final quality analysis at destination is yet to be received. This has no impact on the profitability since the difference, if any, on issuance of final invoice shall be to the account of the supplier. The stock has been taken on the basis of certificates from S&H Agencies as they are responsible for delivering full quantity.
16. Sale of canalized urea to Deptt. of Fertilisers(DOF), Government of India is made based on allocation letters issued by DOF and by transferring shipping documents. However, no separate agreement is signed with DOF.
17. The proportionate forward premium of Rs. 226.26 million (LY Rs. 182.46 million) for imports and Rs. Nil million (L.Y. Rs. Nil million) for exports to be recognized in the Profit & Loss Account of the subsequent accounting year in terms of the provisions of Accounting Standard – 11 issued by the Institute of Chartered Accountant of India.
18. In respect of forward exchange contracts outstanding as on 31.3.10 relating to firm commitments and highly probable forecast transactions, the loss of Rs. 0.75 million (P.Y. loss of Rs. Nil million) has been recognized in the Profit & Loss Account on the basis of changes in exchange rate as at the close of the year.
19. Liability of Rs 160.00 million (P.Y. Rs 59.81 million) towards perquisite & allowances and Rs 110.00 million (P.Y. Rs 50.00 million) towards superannuation benefit has been made during the year as per DPE guidelines for wage revision.
20. Against the disputed demand of custom duty, penalty etc amounting to Rs 247.43 million (P.Y. Rs 112.97 million) in respect of utilization of Target Plus License for import of RBD palmolen oil, an amount of Rs 247.43 million (P.Y. Rs 112.97 million) has been provided in the accounts. Liability on account of interest, if any, will be provided on final decision of the case.
21. Based on interim orders of Hon'ble Court of Small Causes in the matter of mesne profit for the period from 1.7.2000 to 31.3.2002 relating to office premises at Mumbai, an amount of Rs 32.32 million has been deposited with the Court and a bank guarantee of Rs 33.93 million is also submitted pending decision on the appeal. Liability provision has been made in the accounts for the full amount. Interest, if any, on the above will be provided on final outcome of the case.
22. A claim for Rs 20.62 million (LY Rs 20.62 million) against an associate on account of damaged imported Polyester is pending for which a provision of Rs 15.54 million (LY Rs 15.54 million) has been made after taking into account the EMD and other payables amounting to Rs 5.08 million (LY Rs 5.08 million). The company has requested customs for abandonment which is pending for adjudication.
23. The employees benefits provided by the Company as required under Accounting Standard 15 (Revised) are as under:-
- Leave Encashment – Payable on separation to eligible employees who have accumulated earned and half pay leave. Encashment of accumulated earned leave is also allowed leaving a minimum balance of 15 days twice in a year.
 - Post Retirement Medical Benefit (PRMB) – Available to retired employees at empanelled hospitals for inpatient treatment and also for OPD treatment.
 - LTC/ALTC – Leave Travel Concession and ALTC is given to all serving employees once in a block of two years by their entitled class of travel.
- Liability in respect of benefits in respect of Leave Encashment, PRMB and LTC/ALTC are recognized on the basis of actuarial valuation.
- Gratuity - Gratuity is paid to all the employees on retirement/separation based on the number of years of service. The scheme is funded by the Company and is managed by a separate Trust through LIC. In case of MICA division employees the scheme is managed directly by the company through LIC.
- Other disclosures as required under AS - 15(Revised) on 'Employee Benefits', in respect of defined benefit obligation are:

(a) Reconciliation of present value of defined benefit obligations:

(Rs. in Million)

S.No	Particulars	Gratuity	Earned Leave Encashment	Sick Leave Encashment	Post Retirement Medical Benefit	LTC/ALTC
(i)	Present value of projected benefit obligations as at 01/04/2009	539.85	172.15	126.59	686.78	35.17
(ii)	Obligations towards retired employees (01.01.07 - 01.03.09) as at 01/04/2009	29.23	-	-	-	-
(iii)	Total value of obligations as at 01/04/2009	569.08	172.15	126.59	686.78	35.17
(iv)	Interest cost	43.19	12.91	9.49	51.51	2.64
(v)	Current service cost	18.53	10.04	6.55	9.29	18.14
(vi)	Benefit paid	20.54	34.64	1.86	43.87	10.35
(vii)	Actuarial(gain)/loss	17.38	48.81	7.20	4.09	(9.66)
(viii)	Present value of obligation as at 31 st March, 2010	603.93	209.27	147.97	707.80	35.94
(ix)	Obligations towards retired employees (01.01.07 - 01.03.09) as at 31/03/2010	23.72	-	-	-	-
(x)	Present value of obligation as at 31 st March, 2010 (iii+iv+v-vi+vii)	627.64	209.27	147.97	707.80	35.94

(b) Expenses recognized in the statement of Profit & Loss A/c for the year ended 31st March, 2010:

(Rs. in Million)

S.No	Particulars	Gratuity	Earned Leave Encashment	Sick Leave Encashment	Post Retirement Medical Benefit	LTC/ALTC
(i)	Service cost	18.53	10.04	6.55	9.29	18.14
(ii)	Interest cost	43.19	12.91	9.49	51.51	2.64
(iii)	Expected return on plan assets	42.81				
(iv)	Net Actuarial (gain)/loss recognized in the period	17.38	48.81	7.20	4.09	(9.66)
(v)	Expenses recognized in the Profit & Loss A/c (i+ii-iii+iv)	36.29	71.76	23.24	64.89	11.12

(c) Changes in the fair value of planned assets

(Rs. in million)

	GRATUITY
Fair value of plan assets as at 1.4.2009	293.30
Actual return on plan assets	42.81
Contribution by employer	302.90
Benefit paid	20.54
Actuarial gain/(loss)	
Fair value of plan assets as at 31.3.2010	618.47

(d) Effect of one percentage point change in the assumed inflation rate in case of valuation of benefits under Post Retirement Medical Benefit scheme.

(Rs. in Million)

Sl. No.	Particulars	One percentage Increase in inflation rate	One percentage decrease in inflation rate
i)	Effect on the aggregate of the service cost and interest cost	8.15	(6.79)
ii)	Effect on defined benefit obligation	80.01	(69.71)

(e) Actuarial assumptions:

Sl.No.	Description	As at 31/3/2010
(i)	Discount rate (Per Annum)	8.00%/7.50% - Gratuity/ Others
(ii)	Future cost increase	5.00%
(iii)	Retirement age	60 years
(iv)	Mortality table	LIC(1994-96) duly modified
(v)	Withdrawal rates	1% to 3% depending on Age

24. The Company has made certain changes in the Accounting Policies during the year. The financial impact, if any, of the same is as under :-

- (a) Accounting Policy No. 4 relating to Prepaid Expenses has been modified to charge prepaid expenses up to Rs 10000 and deposits up to Rs 5000 in each case due to which the profit for the year has decreased by Rs 0.56 million.
- (b) Accounting Policy No.6 has been modified in respect of Depreciation of moveable assets whose written down value at the beginning of the year and / or value in

respect of purchases made during the year are Rs 20000 or less. Further, a policy 6(d) has been incorporated for accounting of mobile handsets. Due to above changes in accounting policy, the profit for the year has decreased by Rs 2.52 million

- (c) Accounting Policy No. 9 relating to Segment Reporting has been incorporated in line with AS-17 "Segment Reporting" keeping in view the company's organizational structure and the risks and returns of the company. Accordingly, the primary format for reporting segment information has been changed to business segments from geographical segments and secondary format has been changed from business segments to geographical segments. The change has no financial impact on the accounts of the company.

- (d) Accounting Policy 10(iii) relating to benefits payable under Voluntary Retirement Scheme has been incorporated to comply with the provisions of AS-15(revised) "Employee Benefits" issued by The Institute of Chartered Accountants of India. The earlier Accounting Policy No.9 relating to 'Deferred revenue Expenditure' has been deleted.. Due to the above changes the profit for the year has decreased by Rs 74.97 million.

25. Related Party Disclosures Under AS-18 (As identified & certified by the Management)

Name of the related parties and description of relationship:

- a) Key Management Personnel
- Shri Sanjiv Batra Chairman and Managing Director
 - Shri S.K. Kar Director
 - Shri Adarsh Goyal Director (up to 31.12.2009)
 - Shri A. Mahapatra Director
 - Shri H.S. Mann Director
 - Shri Sunir Khurana Director
 - Shri Ved Prakash Director (w.e.f. 19.02.2010)
- b) Subsidiary
MMTC Transnational Pte. Ltd., Singapore
- c) Associate
Neelachal Ispat Nigam Ltd. -
Devona Thermal Power & Infrastructure Ltd.
- d) Joint Ventures:-
Free Trade Warehousing Pvt. Ltd
Haldia Free Trade Warehousing Pvt. Ltd.
Greater Noida Integrated Warehousing Pvt. Ltd.
Integrated Warehousing Kandla
Project Development Pvt. Ltd.
MMTC Pamp India Pvt. Ltd.
MMTC Gitanjali Private Ltd.
Indian Commodity Exchange Ltd.
Sical Iron Ore Terminal Ltd.

Details of transactions during the year 2009-10 (Rs. in million)

Particulars	Subsidiary	Associates	Joint Ventures	Key management personnel	Total
Purchase of goods	16743.06	14262.11			31005.17
Sale of goods	4894.35	6969.76			11864.11
Sale of fixed assets					
Dividend Received	141.99				141.99
Finance including loans and equity contribution in cash or in kind			248.04		248.04
Corporate Guarantees		(286.90)			(286.90)
Other payment Demurrage /Despatch	5.62	31.75			37.37
Other receipt Demurrage /Despatch	48.67	36.90			85.57
Remuneration					
Outstanding Balance		-	-	-	-
Receivable	212.18	11576.80			11788.98
Payable	1800.45	9937.41			11737.86

26. As per Accounting Standard – 27 – ‘Financial reporting of interest in Joint Ventures’ issued by the Institute of Chartered Accountants of India, the Company’s share of ownership interest, assets, liabilities, income, expenses, contingent liabilities and capital commitments in the Joint venture companies, all incorporated in India are given below:-

(Rs. in million)

Sl. No.	Name of the Joint Venture Company	% of Company's ownership Interest	Assets	Liabilities	Income	Expenditure	Cont. Liabilities	Capital Commitments
1.	Free Trade Warehousing Pvt. Ltd. *	26	6.77	6.88	-	0.09	-	-
2.	Greater Noida Integrated Warehousing Pvt. Ltd. *	26	3.21	3.19	-	-	-	-
3.	MMTC Pamp India Pvt. Ltd. *	26	234.73	116.18	9.24	9.05		
4.	Sical Iron Ore Terminal Ltd.	26	926.50	640.54	-	-		
5.	MMTC Gitanjali Pvt Ltd. *	26	34.15	29.55	36.03	37.56		
6.	Indian Commodity Exchange Ltd. *	26	285.62	43.06	29.16	40.36		

* Unaudited Financial Results

27. In terms of AS-17 the Company has identified its Primary Reportable Business Segments as Minerals, Precious Metals, Metals, Agro Products, Coal & Hydrocarbon, Fertilizer and General Trade/others. The Secondary Segments are identified based on the geographical location as Outside India and Within India. Details are placed at Annexure 'A'.

28. As required by Accounting Standard (AS) 28 “ Impairment of Assets ” notified by the Institute of Chartered Accountants of India, the company has carried out the assessment of impairment of assets. There has been no impairment loss during the year.

29. Reconciliation of provisions in terms of AS-29 is as under:

(Rs. in Million)

Particulars of Provision	Opening Balance as on 01.04.09	Adjustment during year	Addition during year	Closing Balance as on 31.03.10
Destinational Weight & Analysis Risk	7.67	(11.12)	8.72	5.27
Bonus/PRP	119.02	(58.99)	130.52	190.55
Provision for Taxation	1816.00	(1016.00)	1085.40	1885.40
Fringe Benefit Tax	26.54	0.00	0.00	26.54
Proposed Dividend	200.00	(200.00)	450.00	450.00
Tax on Proposed Dividend	33.99	(33.99)	74.74	74.74

30. Deferred Tax:
The deferred tax liability as at 31st March 2010 comprises of the following:

(Rs. in Million)

Particulars	Deferred Tax Asset/ (Liability) as at 1.4.2009	Credit / (Charge) during 2009-10	Deferred Tax asset/ (Liability) as at 31.3.2010
Depreciation	(252.56)	18.17	(234.39)
Disallowance U/S-43 B	-	0.05	0.05
Prov. For Doubtful Debts	521.63	(140.42)	381.21
DWA Risk	2.60	(0.85)	1.75
Leave Encashment	14.57	(14.57)	-
VRS Expenses	-	24.90	24.90
Others	16.99	36.16	53.15
TOTAL	303.23	(76.56)	226.67

31. Particulars in respect of Loans and Advances in the nature of loans as required by Clause 32 of the Listing Agreement:

A) Loans and Advances given to Associates in the nature of advances: (Interest Free)

(Rs. in Million)

Loanee	Balance as on 31.03.2010	Maximum outstanding during the year
Neelachal Ispat Nigam Ltd.	Rs 1.33 (PY. Rs. 0.10)	Rs 1.84 (PY.Rs. 0.33)

B) Particulars of Investments by the Loanees: Rs. NIL (PY Rs.NIL)

32. Earning per Share:

Particulars	09-10	08-09
Profit after Tax (Rs. in Million)	2162.38	1402.17
Total number of Equity Shares (Million)	50.00	50.00
Basic and diluted earnings per share (Rs) (Face value Rs. 10/- per share)	43.25	28.04

33. Letters have been issued to parties for confirmation of balances with the request to confirm or send comment by the stipulated date failing which balance as indicated in the letter would be taken as confirmed. Confirmation letters have been received in a few cases. However, no adverse communication received from any party.

34. There are no micro, small or medium enterprises to whom the Company owes dues which are outstanding for more than 45 days as at 31st March, 2010.

35. Compliance of the Companies (Accounting Standard) Rules 2006 has been made. The Company has large number of transactions and diversified activities, which may have put operational constraints in strictly following the said rules. The deviation if any, have been stated in the accounting policies of the Company.

36. Whole time Directors are allowed usage of staff cars for private purposes up to 12,000 km per annum as specified in the contractual terms of appointment on payment of Rs. 400 per month.

37. Figures for the previous year have been regrouped / recasted wherever considered necessary.

38. Accounting Policies, Schedules & Notes attached form an integral part of the Accounts.

For **N K Bhargava & Co.**

Chartered Accountants

Sd/-
(NK Bhargava)
Partner
M.No. 080624
Firm Registration
No.: 000429N

Sd/-
(Manohar Balwani)
GM & Company Secretary

Sd/-
(Vijay Pal)
Chief General Manager (F&A)

Sd/-
(S K Kar)
Director (Finance)

Sd/
(Sanjiv Batra)
Chairman and Managing Director

Place : New Delhi

Date : 29th June, 2010

Annexure - 'A' to Notes to Accounts Statement of Segmental Performance for the Year 2009-10

(Primary Disclosures)

Particulars	BUSINESS SEGMENTS					
	Precious Metal		Metals		Minerals & Ores	
	31st March 10	31st March 09	31st March 10	31st March 09	31st March 10	31st March 09
SEGMENT REVENUE						
External Sales						
- With in India	321302.78	217008.76	15899.70	14263.78	1610.96	757.13
- Outside India		434.45	4891.21	5988.18	26531.62	36875.25
Total (A)	321302.78	217443.21	20790.91	20251.96	28142.58	37632.38
Inter-Segment sales						
- With in India						
- Outside India						
Total (B)						
Total Segment Revenue (A+B)	321302.78	217443.21	20790.91	20251.96	28142.58	37632.38
Total revenue of each segment as a percentage of total revenue of all segments	71.20%	59.05%	4.61%	5.50%	6.24%	10.22%
Segmental Result						
- With in India	642.51	583.82	398.90	80.90	70.15	26.71
- Outside India		0.98	171.63	367.15	1137.78	1830.20
Total Segmental Result	642.51	584.80	570.53	448.05	1207.93	1856.91
Unallocated Corporate expenses net of unallocated income						
Operating Profit						
Interest Expenses						
Interest Income						
Income taxes						
Profit from ordinary activities						
Extraordinary loss/Income						
Net Profit						
OTHER INFORMATION						
Segment assets	42549.90	50589.06	1935.70	2835.27	2472.66	4265.23
Unallocated Corporate assets						
Total assets						
Segment Liabilities	37987.00	38718.99	1598.92	4347.77	6143.27	3309.64
Unallocated Corporate liabilities						
Total liabilities						
Segment Capital expenditure	10.75	6.74				1.07
Unallocated Capital Expenditure						
Total Capital Expenditure						
Segment Depreciation	1.87	37.11			55.57	55.36
Unallocated Depreciation						
Total Depreciation						
Non-cash expenses other than depreciation						

(Secondary Disclosure)

Particulars	GEOGRAPHICAL SEGMENTS	
	Outside India	
	31st March 10	31st March 09
SEGMENT REVENUE		
External Sales	32,227.58	45,758.84
Inter-Segment sales	-	-
Total Revenue	32,227.58	45,758.84
Segment Result	1,351.21	2,282.18
Segment assets	2,217.19	4,247.47
Capital expenditure	-	1.07

(Rs. in million)

BUSINESS SEGMENTS									
Hydrocarbon		Agro Products		Fertilizers		Others		Total	
31st March 10	31st March 09	31st March 10	31st March 09	31st March 10	31st March 09	31st March 10	31st March 09	31st March 10	31st March 09
39955.67	31386.94	15883.15	17736.43 2410.97	24223.99 804.76	39816.69 50.00	138.04	1478.99	419014.30 32227.58	322448.72 45758.84
39955.67	31386.94	15883.15	20147.40	25028.75	39866.69	138.04	1478.99	451241.88	368207.57
39955.67	31386.94	15883.15	20147.40	25028.75	39866.69	138.04	1478.99	451241.88	368207.57
8.85%	8.52%	3.52%	5.47%	5.55%	10.83%	0.03%	0.40%	100.00%	100.00%
442.10	394.61	13.47	-240.39 71.89	162.54 10.91	-34.89 0.04	95.19 30.90	115.68 11.92	1824.87 1351.21	926.44 2282.18
442.10	394.61	13.47	-168.50	173.45	-34.85	126.09	127.60	3176.08	3208.61
								1461.10 1714.98 4126.18 5741.91 1168.33 2162.37	2200.16 1008.45 6658.69 7824.02 771.61 1402.17
								2162.37	1402.17
16218.14	4392.20	6966.19	9535.48	2283.92	5169.64	607.15	2001.92	73033.66 45360.40 118394.06 67972.26 37550.31 105522.57	78788.80 27367.73 106156.53 74490.63 20432.07 94922.70
13344.72	10079.74	6207.18	9415.48	1845.63	5025.55	845.53	3593.47	10.75 44.63 55.38 93.80 39.50 133.30 80.56	7.81 24.27 32.08 92.48 33.35 125.83 567.60

GEOGRAPHICAL SEGMENTS			
Within India		Total	
31st March 10	31st March 09	31st March 10	31st March 09
419,014.30	322,448.73	451,241.88	368,207.57
-	-	-	-
419,014.30	322,448.73	451,241.88	368,207.57
1,824.87	926.43	3,176.08	3,208.61
70,816.47	74,541.33	73,033.66	78,788.80
10.75	6.74	10.75	7.81

Cash Flow Statement

(Rs. in million)

	For the year 2009-10		For the year 2008-09	
A. Cash flow from operating activities				
Profit before Tax		3,330.71		2,173.78
Adjustment for :				
Depreciation	133.30		125.83	
Miscellaneous Expenses w/off	58.26		18.20	
Net Foreign Exchange (Gain) /Loss	(324.48)		234.84	
(Profit) /Loss on sale of Fixed Assets	0.78		(1.67)	
Interest received	(5,741.91)		(7,824.02)	
Dividend Received from Investments	(141.99)		(72.45)	
Interest Paid	4,126.18		6,658.69	
Provision for doubtful Debts /Loans & Advances	18.98		406.12	
Provision no longer Required	(409.96)		(224.23)	
Liabilities no longer Required	(142.58)		(116.58)	
Deferred Revenue Expenditure	-		(53.95)	
Provision for DWA risk	8.72	(2,414.70)	4.73	(844.49)
Operating Profit before Working Capital Changes		916.01		1,329.29
Adjustment for :				
Trade & others Receivable	6,022.00		(16,207.48)	
Inventory	(15,563.06)		(253.21)	
Trade & other Payable	2,006.26		2,927.87	
Provisions	13.32		451.59	
Cash Generated from operations		(7,521.48)		(13,081.23)
Taxes Paid		(741.27)		(1,068.39)
Net cash flow from operating activities		(7,346.74)		(12,820.33)
B. Cash flow from Investing Activities				
Purchase of Fixed assets	(40.42)		(32.08)	
Sale of Fixed Assets	(0.27)		2.23	
Purchase of investments	(413.66)		(293.80)	
Sale of Investments	-		528.08	
Advance for purchase of shares	(90.98)		(75.00)	
Interest received	5,741.91		7,824.02	
Dividend Received from Investments - MTPL, Singapore	141.99		72.45	
Net cash flow from investing activities		5,338.57		8,025.90
C. Cash flow from financing activities				
Proceeds from bank borrowings/others	8,595.96		11,068.48	
Interest Paid	(4,126.18)		(6,658.69)	
Dividend (inclusive of tax) paid	(233.99)		(555.73)	
Net cash flow from Financing Activities		4,235.79		3,854.06
Net increase/(decrease) in Cash & Cash Equivalent		2,227.62		(940.37)
Opening Balance of Cash & Cash Equivalent	58,579.99		59,520.36	
Closing Balance of Cash & Cash Equivalent	60,807.61		58,579.99	
Note:				
1 Adjustments for certain accruals / deferrals made at Corporate Office on the basis of information received from branch offices.				
2. Figures for the previous year have been regrouped wherever considered necessary.				
3. Cash and Cash equivalents includes all term deposits with banks.				
4. Cash and Cash equivalents represent:-		As on 2009-10		As on 2008-09
a) Cash, Stamps & Cheques in Hand		551.28		152.42
b) Bank Balances in India				
in Current Account		2372.01		375.33
in Cash Credit Account (Debit Balance)		442.34		426.95
in Current Account in Foreign Currency		0.26		0.30
in Term Deposits (including under lien/ lodged as security)		57441.72		57624.99
Total		60807.61		58579.99

For **NK Bhargava & Co.**
Chartered Accountants

Sd/-
(NK BHARGAVA)
Partner

M.NO.080624

Firm Registration No: 000429N

Date : 29th June, 2010
Place : NEW DELHI

Sd/-
(Manohar Balwani)
G.M. & Company Secretary

Sd/-
(S.K. Kar)
Director(Finance)

Sd/-
(Vijay Pal)
Chief General Manager (F&A)

Sd/-
(Sanjiv Batra)
Chairman and Managing Director

Statement Forming Part of Trading, Profit & Loss Account Information in Pursuant to Para 3 & 4 Part -II of Sch-VI of the Companies Act, 1956 Annexed to the Accounts for the Year Ended 31st March, 2010

(Rs. in million)

	Opening Stock		Purchases		Sales		Closing Stock	
	Qty.	Value	Qty.	Value	Qty.	Value	Qty.	Value
Exports								
MANG. ORE	-	-	291,532	990	291,532	1,019	-	-
CHROME CONCENTRATE	-	-	492,003	5,086	492,003	5,244	-	-
CHROME ORE	-	-	92,774	995	92,774	1,025	-	-
IRON ORE	352,800	532	5,686,846	17,477	5,965,738	19,244	84,610	183
PIG IRON	-	-	317,050	4,891	317,050	4,891	-	-
UREA (Third Country)	-	-	22,500	355	22,500	390	-	-
NPK	-	-	5,000	88	5,000	89	-	-
MOP TO NEPAL	-	-	5,000	105	5,000	123	-	-
DAP	-	-	7,496	199	7,496	203	-	-
Sub Total		532		30,186		32,228		183
Imports								
ALUMINIUM	-	-	125	11	125	11	-	-
COPPER	985	189	4,874	1,423	5,678	1,549	180	61
TIN	69	44	668	496	663	522	69	60
ZINC	1,249	85	16,931	1,554	16,734	1,494	1,446	153
LEAD	347	30	782	66	1,053	90	76	8
NICKEL	47	25	1,276	1,090	1,243	1,043	80	77
MANGNESE ORE	-	-	102	1	102	2	-	-
ANTIMONY METAL	-	-	42	13	21	8	21	7
COBALT	-	-	180	329	180	334	-	-
STEEL/HR COILS	7,674	177	84,054	1,725	71,736	1,510	19,992	440
STEEL SCRAP	39	1	5,086	73	5,125	74	-	-
GOLD (OGL) - KGS	-	-	186,507	292,184	184,056	292,256	122	199
GOLD (DTA) - KGS	-	-	3,790	5,833	3,790	5,857	-	-
SILVER - KGS	14	0	711,771	16,929	698,655	17,312	2,169	57
SEMI PRECIOUS STONE	0	0	-	-	-	-	0	0
ROUGH DIAMOND (CTS)	-	-	219,978	598	219,978	604	-	-
MOP	-	-	377,196	9,202	377,196	9,302	-	-
DAP	-	-	36,000	572	36,000	574	-	-
UREA	-	-	1,036,393	14,062	1,036,393	14,084	-	-
SULPHUR	-	-	40,657	216	40,657	220	-	-
PULSES	152,449	2,440	246,055	5,662	308,877	5,157	88,600	2,724

(Rs. in million)

	Opening Stock		Purchases		Sales		Closing Stock	
	Qty.	Value	Qty.	Value	Qty.	Value	Qty.	Value
SUGAR	-	-	78,552	1,930	69,993	1,723	8,520	220
RBD PALM-CPO	4,433	227	181,928	7,155	186,319	7,743	-	-
HDPE/LDPE	-	-	296	18	242	15	54	3
STEAM COAL	209,402	886	8,176,924	39,984	5,901,828	32,574	2,483,502	13,335
COOKING COAL	56,869	405	693,584	5,325	639,735	5,465	110,718	1,279
LAM COKE	-	-	12,527	162	12,527	164	-	-
SODA ASH	339	3	40	0	379	4	-	-
Sub Total		4,512		406,613		399,691		18,622
Domestic								
HR COIL	-	-	20,663	451	20,663	500	-	-
IRON ORE	-	-	589,430	1,447	589,430	1,515	-	-
FERRO CHROME	-	-	2,152	1	2,152	1	-	-
DOLOMITE/ QUARTZITE	-	-	102,021	52	102,021	53	-	-
LIME STONE	-	-	87,714	40	87,714	41	-	-
ALUMINIUM	-	-	10,922	1,186	10,922	1,195	-	-
JEWELLERY	-	18	-	73	-	597	-	66
JEWELLERY EXIBITION	-	-	-	152	-	159	-	-
GOLD - KGS	7	9	335	540	443	707	21	34
GOLD MEDALLION - GMS	9,965	83	6,640	381	82,835	3,429	31,358	160
SANCHI - GMS	4,958,635	122	408,984	11	4,819,233	189	6,239,780	186
SILVER MEDALLION - GMS	970,332	22	20,750	1	4,235,891	151	949,620	32
SILVER - KGS	561	13	832	20	1,094	27	-	-
COTTON(BALES)	206	11	1,042	48	206	11	1,042	48
SEMI PRECIOUS STONES	-	4	-	15	-	15	-	4
MUSTERD OIL	-	-	804,100	2	-	-	804,100	2
AMMONIA SULPHATE	-	-	9,524	40	9,524	40	-	-
SOYA SEED	-	-	8,688	183	-	-	8,688	183
SUGAR	14,366	287	-	-	14,366	306	-	-
PULSES	-	-	2,860	93	2,859	94	-	-

(Rs. in million)

	Opening Stock		Purchases		Sales		Closing Stock	
	Qty.	Value	Qty.	Value	Qty.	Value	Qty.	Value
ENGG. GOODS(PCS)	-	-	70,013	8	70,013	8	-	-
STEAM COAL	36,440	168	28,495	104	8,406	37	56,530	236
SLAG	-	-	180,407	86	180,407	86	-	-
SCRAP	-	-	83,664	1,217	83,664	1,217	-	-
SECURITY EQUIPMENTS	-	-	352	35	352	37	-	-
PIG IRON	-	-	352,688	6,310	349,169	6,266	3,519	81
LAM COKE	-	-	80,432	1,285	80,432	1,285	-	-
SOLAR OIL	-	-	9	0	9	0	-	-
CRUDE TAR	-	-	22,413	431	22,413	431	-	-
AGRO NCDEX-MCX	-	-	91,129	2,337	34,476	834	56,653	1,507
ASSAYING & HALLMARKING	-	0	-	0	-	-	-	0
PVC	60	4	-	-	-	-	60	4
WINDMILL	-	-	-	-	-	93	-	-
SUB TOTAL		741		16,548		19,324		2,543
GRAND TOTAL		5,785		453,348		451,242		21,348

Qty are in MT unless otherwise mentioned

Statement Pursuant to Section 212 of the Companies Act, 1956 Relating to the Subsidiary Company

(Amount in US \$ Millions)

1.	Name of Subsidiary Company	MMTC Transnational Pte. Limited Singapore	
		2009-10	2008-09
2.	The Financial year of the Subsidiary Company ended on	31st March 2010	31st March 2009
3.	Shares of the Subsidiary Company held by MMTC Limited		
	i) Number	1461502	1461502
		shares of S\$ 1 each	shares of S\$ 1 each
	ii) Extent of Holding	100%	100%
4.	The Net aggregate of profit of the Subsidiary Company for the financial year so far as it concern the members of MMTC Ltd.		
	i) Dealt with in the Accounts of MMTC Ltd. For the year ended 31st March	Nil	Nil
	ii) Not dealt with in the Accounts of MMTC Ltd. For the year ended. (\$ in Million)	6.5	6.9
5.	The net aggregate amount of profit of the Subsidiary Company for the previous financial year so far as they concern the members of MMTC Ltd.		
	i) Dealt with in the Accounts of MMTC Ltd. For the year ended 31st March	Nil	Nil
	ii) Not dealt with in the Accounts of MMTC Ltd. For the year ended. (\$ in Million)	6.9	1.9

Sd/-
(Manohar Balwani)
Company Secretary

Sd/-
(Vijay Pal)
Chief General Manager (F&A)

Sd/-
(S.K. Kar)
Director (Finance)

Sd/-
(Sanjiv Batra)
Chairman and Managing Director

Commodity-wise Performance

(Rs. in million)

Year ended 31st March	2010	2009	2008	2007	2006	2005	2004	2003	2002	2001
EXPORTS										
Iron Ore	19244	27536	26554	19012	21584	21369	12037	10752	12237	11985
Manganese ore/oxide	1019	1064	441	409	469	660	589	396	525	492
Chrome ore/concentrate	6269	8274	6904	7964	3191	3354	1563	1300	1012	1137
Pig iron	4891	5989	5090	5446	3458	3901	797	1588		
Slag				1	1	16				
Fertilizer	805			257						
Agro Products		2411	61	753		620	2429	9005	2929	1744
Mica									34	66
Diamonds/gems/jewellery		434		289	291	387	592	76	277	188
Merchanting Trade		50	64					180	226	216
Steel/HR Steel Coils					101					
Building Material								1	46	85
Engg. Product						2	905	58		
Others					159				1	123
Total Exports	32228	45757	39114	34131	29254	30309	18912	23356	17287	16036
IMPORTS										
Metals/ IRM										
Copper/Copper Cathodes	1549	4688	3678	2691	3104	1128	639	764	131	578
Zinc	1494	896	1287	1617	955	248	199	190	136	287
Lead	90	304	246	750	384	276	85	62	44	18
Tin	522	1047	703	651	373	497	409	239	279	332
Nickel	1042	501	922	1216	561	700	738	261	199	1262
Aluminium	11		16	172	228	165	221	162	130	120
Antimony Metal	8	5	24	10	52	9	13	14	4	5
Steel /Steel Scrap/ HR Coils	1585	1065	1350	1331	274	100				
Asbestos										1
Others	334	282	148	41	145	72	36	20	6	19
SUB TOTAL	6635	8788	8374	8479	6076	3195	2340	1712	929	2622

Commodity-wise Performance

(Rs. in million)

Year ended 31st March	2010	2009	2008	2007	2006	2005	2004	2003	2002	2001
Fertilizers:										
Sulphur	220	1566	1488	140	160	76	150	69	1	18
Ammonia Sulphate							94	111		22
Urea	14084	30259	37907	14223	5867	4566	692	229	542	
DAP	574			6346	5904	1505	1895	3	27	132
MOP	9302	7916	1647	1621	1692	1368	844	550	255	14
Others	4	7								
SUB TOTAL	24184	39748	41042	22330	13623	7515	3675	962	825	186
Diamonds/Gold/Emeralds	316029	212891	122071	135041	76928	79582	53873	30197	48397	29418
Agro Products	14638	16695	16160	3581	2726	3354	1641	1171	1892	1726
Hydrocarbons	38203	27364	16481	16296	18087	16585	5113	3195	2718	2328
Others	1	1466	371	347	418	94	144	87	44	131
TOTAL IMPORTS	399690	306952	204499	186074	117858	110325	66786	37324	54805	36411
Domestic										
Mica						1		2	2	3
Copper/Zinc/Brass/Alum.	1195		1633	2142	1492	1101	4394		8	
Pig Iron/Slag	6352	2791	2738	2806	4381	4420				
Fertilizers	40	68	56	45	41	20		2	23	53
Agro Products	1245	1042	1621	1610	1180	235	354	30	64	47
Gems & Jewellery/Silver	5274	4118	7921	2369	1990	3113	367	404	96	436
Hydrocarbon	1753	4023	5255	3318	6893	1655	6	304		
Others	3465	3455	1397	521	535	58	173	837	151	31
TOTAL DOMESTIC	19324	15497	20621	12811	16512	10603	5294	1579	344	570
TOTAL TURNOVER	451242	368207	264234	233016	163624	151237	90992	62259	72436	53017

Country-wise Exports

(Rs. in million)

Year ended 31st March	2010	2009	2008
ASIA			
BANGLADESH	-	1880	5
CHINA	18922	25488	25875
JAPAN	7648	10437	8517
KOREA	1745	3411	1198
MALAYSIA	591	4	788
MALDIVES	-	48	61
NEPAL	805	93	64
MAURITIUS	-	199	-
INDONESIA	1029	-	-
SINGAPORE	-	1670	-
TAIWAN	383	-	1488
VIETNAM	176	-	-
THAILAND	929	1397	1118
	32228	44627	39114
AFRICA			
UNION OF COMMOROS	-	236	-
	-	236	-
WEST EUROPE			
SWITZERLAND	-	462	-
UK	-	434	-
	-	896	-
TOTAL EXPORTS	32228	45759	39114

Country-wise Imports

(Rs. in million)

Year ended 31st March	2010	2009	2008
AFRICA			
ZIMBABWE	27	20	-
TANZANIA	-	-	112
MOZAMBIQUE	-	-	63
EGYPT	608	-	1079
LIBYA	319	-	-
MALAWI	-	-	136
CONGO	-	-	820
SOUTH AFRICA	35264	2411	2699
	36218	2431	4909
ASIA			
CHINA	6473	8033	20717
VIETNAM	162	-	-
INDONESIA	43147	27046	10854
JAPAN	295	-	83
KOREA	544	23	110
MALAYSIA	299	3437	1703
PAKISTAN	-	71	47
BANGLADESH	352	2089	859
MYANMAR	795	615	595
HONGKONG	171	-	63
RUSSIA	3019	5128	6890
SINGAPORE	7012	11661	416
THAILAND	938	-	-
	63207	58103	42337
EAST EUROPE			
KAZAKHISTAN	196	153	106
BELARUS	3230	3015	-
ROMANIA	-	351	-
UZBEKISTAN	-	292	264
UKRAINE	388	6224	6042
	3814	10035	6412
LATIN AMERICA			
BRAZIL	1005	45	2434
ARGENTINA	-	3055	6089
PARAGUAY	-	-	210
CHILE	37	-	-
	1042	3100	8733

(Rs. in million)

Year ended 31st March	2010	2009	2008
MIDDLE EAST			
BAHRAIN	612	-	-
DUBAI	23471	34996	833
IRAN	2324	1563	27
OMAN	913	338	-
KUWAIT	-	-	1605
QATAR	1029	1407	1897
SAUDI ARABIA	1562	1296	2514
TURKEY	-	1042	-
UAE	3094	3427	21760
	33005	44069	28636
NORTH AMERICA			
CANADA	526	1991	6700
USA	117	432	68
	643	2423	6768
OCEANIA			
AUSTRALIA	53389	35306	35478
NEW ZEALAND	-	3	37
	53389	35309	35515
WEST EUROPE			
FRANCE	21	53	-
GERMANY	24	1295	4
NETHERLANDS	7	-	1673
BELGIUM	4	-	348
SWEDEN	73	-	-
LUXEMBOURG	435	-	-
ITALY	0	10	5
SWITZERLAND	158134	89702	59977
NORWAY	241	56	20
UK	56356	57769	13856
	215295	148885	75883
TOTAL IMPORTS	406613	304355	209193

Contribution to Exchequer

(Rs. in million)

	2009-10	2008-09	2007-08
To Central Government			
Export Duty	1,705	2,214	1,158
Import Duty	5,858	2,388	1,571
Service Tax	38	56	28
CST	265	8	16
Income Tax Incl. Tax on Dividend	1,702	1,370	885
Dividend	200	475	300
Total	9,768	6,511	3,958
To Railways & Ports			
Railway freight	1,924	1,053	1,470
Plot rent to Railways/Ports	10	3	2
Port Charges	175	221	307
Total	2,109	1,277	1,779
To State Government			
Local Sales Taxes/ VAT	3,272	2,315	1,186
Other Taxes/cess	30	24	14
Professional Tax	1	-	1
Total	3,303	2,339	1,201
Grand Total	15,180	10,127	6,938



MIMTC TRANSNATIONAL PTE LTD

FINANCIAL STATEMENTS

2 0 0 9 - 2 0 1 0

...
laws of Singapore with a share capital
of USD 1 million. During the year
2009-10, MTPL achieved its second
best ever business turnover of USD
525 million and second highest Prof
after tax of USD 6.54 million since
inception.

Directors' Report

For the financial year ended 31 March 2010

The directors present their report to the shareholder together with the audited financial statements for the financial year ended 31 March 2010.

Directors

The directors in office at the date of this report are as follows:

Sanjiv Batra
Sujit Kumar Kar
Neeraj Sinha
Hardip Singh Mann
Amarendra Mahapatra
Sunir Khurana
Joggari Kishan

Arrangements to enable directors to acquire shares and debentures

Neither at the end of nor at any time during the financial year was the Company a party to any arrangement whose object was to enable the directors of the Company to acquire benefits by means of the acquisition of shares in, or debentures of, the Company or any other body corporate.

Directors' interests in shares or debentures

According to the register of directors' shareholdings, none of the directors holding office at the end of the financial year had any interest in the shares or debentures of the Company or related corporations, except as follows:

	Holding registered, in name of a director, spouse or infant children	
	At 31.3.2010	At 1.4.2009
MMTC Limited (Ordinary shares of Rs. 10 each)		
Sanjiv Batra	1	1
Sujit Kumar Kar	1	1
Adarsh Rajendra Goyal	-	1
Sunir Khurana	1	-

Directors' contractual benefits

Since the end of the previous financial year, no director has received or become entitled to receive a benefit by reason of a contract made by the Company or a related corporation with the director or with a firm of which he is a member or with a company in which he has a substantial financial interest, except as disclosed in the financial

statements and in this report, and except that certain directors received remuneration as a result of their employment with related corporations.

Share options

There were no options granted during the financial year to subscribe for unissued shares of the Company.

No shares have been issued during the financial year by virtue of the exercise of options to take up unissued shares of the Company.

There were no unissued shares of the Company under option at the end of the financial year.

Independent auditors

The independent auditors, PricewaterhouseCoopers LLP, have expressed their willingness to accept re-appointment.

On behalf of the directors

Sd/-
JOGGARI KISHAN
Director

Sd/-
NEERAJ SINHA
Director

7 June 2010

STATEMENT BY DIRECTORS

For the financial year ended 31 March 2010

In the opinion of the directors,

- the financial statements as set out on pages 5 to 24 are drawn up so as to give a true and fair view of the state of affairs of the Company at 31 March 2010 and of the results of the business, changes in equity and cash flows of the Company for the financial year then ended; and
- at the date of this statement, there are reasonable grounds to believe that the Company will be able to pay its debts as and when they fall due.

On behalf of the directors

Sd/-
JOGGARI KISHAN
Director

Sd/-
NEERAJ SINHA
Director

7 June 2010

INDEPENDENT AUDITORS' REPORT TO THE SHAREHOLDER OF MMTC TRANSNATIONAL PTE LTD

We have audited the financial statements of MMTC Transnational Pte Ltd set out on pages 5 to 24, which comprise the balance sheet as at 31 March 2010, the statement of comprehensive income, statement of changes in equity and cash flow statement for the financial year then ended, and a summary of significant accounting policies and other explanatory notes.

Management's Responsibility for the Financial Statements

Management is responsible for the preparation and fair presentation of these financial statements in accordance with the provisions of the Singapore Companies Act (Cap. 50) (the "Act") and Singapore Financial Reporting Standards. This responsibility includes:

- (a) devising and maintaining a system of internal accounting control sufficient to provide a reasonable assurance that assets are safeguarded against loss from unauthorised use or disposition; and transactions are properly authorised and that they are recorded as necessary to permit the preparation of true and fair profit and loss accounts and balance sheets and to maintain accountability of assets;
- (b) selecting and applying appropriate accounting policies; and
- (c) making accounting estimates that are reasonable in the circumstances.

Auditors' Responsibility

Our responsibility is to express an opinion on these financial statements based on our audit. We conducted our audit in accordance with Singapore Standards on Auditing. Those Standards require that we comply with ethical requirements and plan and perform the audit to obtain reasonable assurance as to whether the financial statements are free from material misstatement.

An audit involves performing procedures to obtain audit evidence about the amounts and disclosures in the financial statements. The procedures selected depend on the auditor's judgement, including the assessment of the risks of material misstatement of the financial statements, whether due to fraud or error. In making those risk assessments, the auditor considers internal control relevant to the entity's preparation and fair presentation of the financial statements in order to design audit procedures that are appropriate in the circumstances, but not for the purpose of expressing an opinion on the effectiveness of the entity's internal control. An audit also includes evaluating the appropriateness of accounting policies used and the reasonableness of accounting estimates made by management, as well as evaluating the overall presentation of the financial statements.

We believe that the audit evidence we have obtained is sufficient and appropriate to provide a basis for our audit opinion.

Opinion

In our opinion,

- (a) the financial statements of the Company are properly drawn up in accordance with the provisions of the Act and Singapore Financial Reporting Standards so as to give a true and fair view of the state of affairs of the Company as at 31 March 2010, and its results, changes in equity and cash flows for the financial year ended on that date; and
- (b) the accounting and other records required by the Act to be kept by the Company have been properly kept in accordance with the provisions of the Act.

Sd/-

PricewaterhouseCoopers LLP
Public Accountants and Certified Public Accountants

Singapore, 7 June 2010

Statement of Comprehensive Income

For the financial year ended 31 March 2010

	Notes	2010 US\$	2009 US\$
Sale of goods		525,465,527	686,262,765
Other income	3	3,535,670	2,993,708
Purchases for resale		(519,856,611)	(671,743,829)
Employee compensation	4	(865,945)	(664,435)
Depreciation	11	(18,524)	(28,358)
Rental expense – operating lease		(130,332)	(144,053)
Net currency translation loss		(11,266)	(65,125)
Bank charges		(388,292)	(413,699)
Other expenses	5	(271,749)	(4,025,672)
Finance expense	6	(410,151)	(4,398,690)
Profit before income tax		7,048,327	7,772,612
Income tax expense	7	(505,450)	(857,953)
Profit after tax and total comprehensive income		6,542,877	6,914,659

The accompanying notes form an integral part of these financial statements.

Balance Sheet

As at 31 March 2010

	Notes	2010 US\$	2009 US\$
ASSETS			
Current assets			
Cash and bank deposits	8	18,803,367	18,537,637
Trade and other receivables	9	34,185,716	31,765,966
Other current assets	17	513,713	49,772
Inventories		5,478	7,836
		53,508,274	50,361,211
Non-current assets			
Investment in a subsidiary	10	-	-
Property, plant and equipment	11	23,641	29,438
		23,641	29,438
		53,531,915	50,390,649
Total assets			
LIABILITIES			
Current liabilities			
Trade and other payables	12	34,598,880	33,710,854
Borrowings	13	400,000	1,277,704
Current income tax liabilities	7	500,812	825,863
		35,499,692	35,814,421
		18,032,223	14,576,228
Net assets			
EQUITY			
Share capital	15	1,000,000	1,000,000
Retained profits		17,032,223	13,576,228
		18,032,223	14,576,228
Total shareholder's equity			

The accompanying notes form an integral part of these financial statements.

Statement of Changes in Equity

For the financial year ended 31 March 2010

	Note	Share capital US\$	Retained profits US\$	Total US\$
2010				
Beginning of financial year		1,000,000	13,576,228	14,576,228
Total comprehensive income		-	6,542,877	6,542,877
Dividend paid	16	-	(3,086,882)	(3,086,882)
End of financial year		1,000,000	17,023,223	18,023,223
2009				
Beginning of financial year		1,000,000	8,139,874	9,139,874
Total comprehensive income		-	6,914,659	6,914,659
Dividend paid	16		(1,478,305)	(1,478,305)
End of financial year		1,000,000	13,576,228	14,576,228

The accompanying notes form an integral part of these financial statements.

Cash Flow Statement

For the financial year ended 31 March 2010

	Notes	2010 US\$	2009 US\$
Cash flows from operating activities			
Profit after tax		6,542,877	6,914,659
Adjustments for:			
Income tax expense		505,450	857,953
Depreciation		18,524	28,358
Loss on disposal of fixed assets		924	-
Interest income		(845,894)	(2,701,105)
Interest expense		410,151	4,398,690
		6,632,032	9,498,555
Change in working capital			
Trade and other receivables		(2,846,504)	21,687,785
Trade and other payables		888,026	(27,440,163)
Inventories		2,358	(2,358)
Cash generated from / operations		4,675,912	3,743,819
Income tax paid		(830,501)	(333,860)
Net cash provided by operating activities		3,845,411	3,409,959
Cash flows from investing activities			
Purchase of property, plant and equipment		(13,652)	(15,375)
Interest received		808,708	2,655,603
Net cash provided by investing activities		795,056	2,640,228
Cash flows from financing activities			
Dividends paid		(3,086,882)	(1,478,305)
Interest paid		(410,151)	(4,398,690)
Repayment of borrowings		(877,704)	778,232
Net cash used in by financing activities		(4,374,737)	(5,098,763)
Net increase in cash and bank balances		265,730	951,424
Cash and bank balances at beginning of financial year		18,537,637	17,586,213
Cash and bank balances at end of financial year	8	18,803,367	18,537,637

The accompanying notes form an integral part of these financial statements.

Notes to the Financial Statements

For the financial year ended 31 March 2010

These notes form an integral part of and should be read in conjunction with the accompanying financial statements.

1. General information

The Company is incorporated and domiciled in Singapore. The address of its registered office is 20 Cecil Street, #14-03/04 Equity Plaza, Singapore 049705.

The principal activities of the Company are trading in minerals, metals, fertilizers, agricultural products, coal and hydrocarbon products, jewellery and other commodities.

2. Significant accounting policies

2.1 Basis of preparation

The financial statements have been prepared in accordance with Singapore Financial Reporting Standards ("FRS"). The financial statements have been prepared under the historical cost convention, except as disclosed in the accounting policies below.

The preparation of these financial statements in conformity with FRS requires management to exercise its judgement in the process of applying the Company's accounting policies. It also requires the use of certain critical accounting estimates and assumptions. The management has assessed that there are no estimates or judgements used that have a significant risk of causing a material adjustment to the carrying amounts of assets and liabilities within the next financial year.

Interpretations and amendments to published standards effective in 2009

On 1 April 2009, the Company adopted the new or amended FRS and interpretation to FRS ("INT FRS") that are mandatory for application from that date. Changes to the Company's accounting policies have been made as required, in accordance with the relevant transitional provisions in the respective FRS and INT FRS.

The following are the new or amended FRS that are relevant to the Company:

FRS 1 (Revised) - 'Presentation of Financial Statements' (effective from 1 January 2009). The revised standard prohibits the presentation of items of income and expenses (that is, 'non-owner changes in equity') in the statement of changes in equity. All non-owner changes in equity are shown in a performance statement, but entities can choose whether to present one performance statement (the statement of comprehensive income) or two statements (the income statement and statement of comprehensive income). The Company has chosen to adopt the former alternative. Where comparative information is restated or reclassified, a restated balance sheet is required to be presented as at the beginning of the comparative period. There is no restatement of the balance sheet as at 1 January 2008 in the current financial year.

Amendment to FRS 107 'Financial Instruments: Disclosures – Improving Disclosures about Financial Instruments' (effective from 1 January 2009). The amendment requires enhanced disclosures about fair value measurement and liquidity risk. In particular, the amendment requires disclosure of fair value measurements by level of a fair value measurement hierarchy. The adoption of the amendment did not have any impact on the Company's financial statements.

Consolidated financial statements are not prepared as the Company is a wholly owned subsidiary of MMTC Limited, incorporated in India, which produces consolidated financial statements for public use. The basis on which the subsidiary is accounted for is disclosed in note 2.7. The registered office address of MMTC Limited is Core – 1, Scope Complex, 7, Institutional Area, Lodi Road, New Delhi, India – 110003.

2.2 Revenue recognition

Revenue comprises the fair value of the consideration received or receivable for the sale of goods in the ordinary course of the Company's activities. Revenue is presented, net of goods and services tax, rebates and discounts.

Revenue is recognised as follows:

- (a) Sale of goods

Revenue from the sale of goods is recognised when products have been delivered in accordance with the shipment terms.

(b) Interest income

Interest income is recognised using the effective interest method.

2.3 Currency translation

These financial statements are presented in United States Dollar, which is the functional currency of the Company.

Transactions denominated in a currency other than United States Dollar (“foreign currency”) are translated into United States Dollar using the exchange rates prevailing at the dates of the transactions. Currency translation differences resulting from the settlement of such transactions and from the translation at the closing rates at the balance sheet date of monetary assets and liabilities denominated in foreign currencies are recognised in profit or loss.

2.4 Bank balances

Trade and other receivables

Bank balances and trade and other receivables are initially recognised at fair value and subsequently carried at amortised cost using the effective interest method, less any accumulated impairment losses.

The Company assesses at each balance sheet date whether there is objective evidence that these financial assets are impaired and recognises an allowance for impairment when such evidence exists. Significant financial difficulties of the debtor, probability that the debtor will enter bankruptcy and default or significant delay in payments are objective evidence that these financial assets are impaired.

The carrying amount of these assets is reduced through the use of an impairment allowance account which is calculated as the difference between the carrying amount and the present value of estimated future cash flows, discounted at the original effective interest rate.

These assets are presented as current assets, except for those maturing later than 12 months after the balance sheet date which are presented as non-current assets.

2.5 Income taxes

Current income tax is recognised at the amount expected to be paid to or recovered from the tax authorities.

Deferred income tax is recognised for all temporary differences except when the deferred income tax arises from the initial recognition of an asset or liability affects neither accounting nor taxable profit or loss at the time of the transaction.

Current and deferred income tax is measured using the tax rates and tax laws that have been enacted or substantively enacted by the balance sheet date, and are recognised as income or expenses in profit or loss.

2.6 Inventories

Inventories, comprise goods held for resale, are carried at the lower of cost and net realisable value. Cost is determined on a specific identification method. Net realisable value is the estimated selling price in the ordinary course of business less applicable variable selling expenses.

2.7 Investment in subsidiary

Subsidiaries are entities in which the Company has power to govern the financial and operating policies, generally accompanying a shareholding of more than one half of the voting rights. The existence and effect of potential voting rights that are currently exercisable or convertible are considered when assessing whether the Company controls another entity.

Investments in subsidiary are carried at cost less accumulated impairment losses in the Company’s balance sheet. Where an indication of impairment exists, the carrying amount of the investment is assessed and written down immediately to its recoverable amount.

On disposal of an investment, the difference between net disposal proceeds and the carrying amount of the investment is taken to profit or loss.

2.8 Property, plant and equipment

Property, plant and equipment are initially recognised at cost and subsequently carried at cost less accumulated depreciation and accumulated impairment losses.

Subsequent expenditure relating to property, plant and equipment that has already been recognised is added to the carrying amount of the asset only when it is probable that future economic benefits associated with the item will flow to the Company and cost of the item can be measured reliably.

Depreciation on property, plant and equipment is calculated on a reducing balance basis so as to write off the cost of property, plant and equipment over their expected useful lives of 3 years. The residual values and useful lives and depreciation method of property, plant and equipment are adjusted as appropriate, at each balance sheet date.

On disposal of an item of property, plant and equipment, the difference between the net disposal proceeds and its carrying amount is taken to profit or loss.

2.9 Impairment of non-financial assets

Property, plant and equipment and investments in subsidiary are reviewed for impairment whenever there is any indication that these assets may be impaired.

If the recoverable amount of the asset is estimated to be less than its carrying amount, the carrying amount of the asset is reduced to its recoverable amount. The impairment loss is recognised in profit or loss.

An impairment loss for an asset is reversed if, and only if, there has been a change in the estimates used to determine the asset's recoverable amount since the last impairment loss was recognised. The carrying amount of the asset is increased to its revised recoverable amount, provided that this amount does not exceed the carrying amount that would have been determined (net of accumulated depreciation) had no impairment loss been recognised for the asset in prior years. A reversal of impairment loss for an asset is recognised in profit or loss.

2.10 Trade and other payables

Trade and other payables are initially recognised at their fair value, and subsequently measured at amortised cost, using the effective interest method.

2.11 Operating leases - as lessee

Leases of assets in which a significant portion of the risks and rewards of ownership are retained by the lessor are classified as operating leases. Payments made under operating leases (net of any incentives received from the lessor) are recognised in profit or loss on a straight-line basis over the period of the lease.

2.12 Provisions for other liabilities and charges

Provisions for other liabilities and charges are recognised when the Company has a present legal or constructive obligation as a result of past events, it is more likely than not that an outflow of resources will be required to settle the obligation and the amount has been reliably estimated.

2.13 Employee compensation

(a) Defined contribution plans

The Company's contributions to defined contribution plans are recognised as employee compensation expense when the contributions are due, unless they can be capitalised as an asset.

(b) Employee leave entitlement

Employee entitlements to annual leave are recognised when they accrue to employees. A provision is made for the estimated liability for annual leave as a result of services rendered by employees up to the balance sheet date.

2.14 Cash and cash equivalents

Cash and cash equivalents include cash on hand, deposits with financial institutions and bank overdrafts. Bank overdrafts are shown within borrowings in current liabilities on the balance sheet.

2.15 Borrowing costs

Borrowing costs are recognised in profit or loss using the effective interest method.

2.16 Fair value estimation of financial assets and liabilities

The fair values of current financial assets and liabilities carried at amortised cost approximate their carrying amounts.

2.17 Borrowings

Borrowings are initially recognised at their fair values (net of transaction costs) and subsequently carried at amortised cost. Any difference between the proceeds (net of transaction costs) and their redemption values is recognised in profit or loss over the period of the borrowings using the effective interest method.

2.18 Dividends

Dividends to the Company's shareholder are recognised when the dividends are approved for payment.

3. Other income

	2010 US\$	2009 US\$
Interest income		
- Short-term bank deposit	437,866	533,282
- Customers	408,028	2,167,823
	845,894	2,701,105
Write-back of provision for trade claims	2,542,500	
Sundry income	147,276	292,603
	3,535,670	2,993,708

4. Employee compensation

	2010 US\$	2009 US\$
Wages and salaries	665,745	489,758
Employer's contribution to defined contribution plans such as Central Provident Fund	50,074	30,541
Other benefits	150,126	144,136
	865,945	664,435

Other benefits include the rental expenses for the residential premises provided to the employees which amounted to US\$83,136 (2009: US\$78,327).

5. Other expenses

	2010 US\$	2009 US\$
Trade claims	-	3,757,681
Other	271,749	267,991
	271,749	4,025,672

6. Finance expense

	2010 US\$	2009 US\$
Interest expense:		
- trust receipts	52,935	450,590
- discounted bills	357,216	3,948,100
	410,151	4,398,690

7. Income taxes

(a) Income tax expense

	2010 US\$	2009 US\$
Tax expense attributable to profit is made up of:		
Current income tax	500,812	824,036
Under provision in prior financial years:		
Current income tax	4,638	33,917
	505,450	857,953

The Company was granted Global Trader Programme ("GTP") status with effect from 1 April 2005 which is valid till 31 March 2010. Income covered by GTP status is taxed at a concessionary rate of 10%. Non-qualifying income is taxed at the standard rate of 17% (2009: 17%). The income tax expense on profit for the financial year varies from the amount of income tax determined by applying the Singapore standard rate of income tax to profit before income tax due to the following:

	2010 US\$	2009 US\$
Profit before income tax	7,048,327	7,772,612
Tax calculated at a tax rate of 17% (2009: 17%)	1,198,216	1,321,344
Effects of:		
Singapore statutory stepped income exemption	(18,220)	(17,983)
Income subject to a lower tax rate	(429,200)	(483,504)
Expenses not deductible for tax purposes	6,054	4,179
Income not subject to tax	(256,038)	-
	500,812	824,036

(b) Movements in current income tax liabilities

	2010 US\$	2009 US\$
Beginning of financial year	825,863	301,770
Income tax paid	(830,501)	(333,860)
Tax payable on profit for current financial year	500,812	824,036
Under-provision in prior financial years	4,638	33,917
End of financial year	500,812	825,863

8. Cash and bank deposits

	2010 US\$	2009 US\$
Cash and bank balances	996,226	1,069,517
Fixed deposits with banks	17,807,141	17,468,120
	18,803,367	18,537,637

Cash and bank deposits are denominated in the following currencies:

	2010 US\$	2009 US\$
United States Dollar	18,759,135	18,513,389
Singapore Dollar	44,232	24,248
	18,803,367	18,537,637

At balance sheet date, the fixed deposits bear interest rates ranging from 0.23% to 5.2% (2009: 0.04 to 4.5%) per annum with the maturity dates ranging between 1 day to 9 months (2009: 1 month to 6 months).

9. Trade and other receivables

	2010 US\$	2009 US\$
Trade receivables:		
- third parties	7,050,600	8,726,230
- holding corporation (note 14)	27,088,583	22,956,668
Interest receivable	39,187	70,328
Other receivables	7,346	12,740
	34,185,716	31,765,966

Trade and other receivables are denominated in the following currencies:

	2010 US\$	2009 US\$
United States Dollar	34,174,733	31,753,856
Singapore Dollar	7,348	11,630
Others	3,635	480
	34,185,716	31,765,966

10. Investment in a subsidiary

	2010 US\$	2009 US\$
Unquoted equity shares, at cost	7,632	7,632
Less: Allowance for impairment in value	(7,632)	(7,632)
	-	-

Details of the subsidiary are as follows:

Name of subsidiary	Principal activity	Country of incorporation and business	Equity holding
			2010 %
			2009 %
MMTC Transnational (Moscow) Pte LTD	Dormant	Russia	100 100

11. Property, plant and equipment

	Leasehold improvements US\$	Furniture and fittings US\$	Computer equipment US\$	Office equipment US\$	Total US\$
2010					
Cost					
Beginning of financial year	33,070	19,099	28,890	14,006	95,065
Additions	-	2,410	7,913	3,329	13,652
Disposals	-	-	(9,773)	(527)	(10,300)
End of financial year	33,070	21,509	27,030	16,808	98,417
Accumulated depreciation					
Beginning of financial year	26,945	10,397	17,625	10,660	65,627
Depreciation charge	2,586	5,410	7,698	2,830	18,524
Disposals	-	-	(9,185)	(190)	(9,375)
End of financial year	29,531	15,807	16,138	13,300	74,776
Net book value					
End of financial year	3,539	5,702	10,892	3,508	23,641
2009					
Cost					
Beginning of financial year	33,070	11,424	25,344	13,806	83,644
Additions	-	7,675	7,389	311	15,375
Disposals	-	-	(3,843)	(111)	(3,954)
End of financial year	33,070	19,099	28,890	14,006	95,065
Accumulated depreciation					
Beginning of financial year	18,013	4,122	11,899	7,189	41,223
Depreciation charge	8,932	6,275	9,569	3,582	28,358
Disposals	-	-	(3,843)	(111)	(3,954)
End of financial year	26,945	10,397	17,625	10,660	65,627
Net book value					
End of financial year	6,125	8,702	11,265	3,346	29,438

12. Trade and other payables

	2010 US\$	2009 US\$
Trade payables:		
- third parties	26,601,961	25,093,013
- holding corporation	4,410,228	4,601,692
Accrued operating expenses	2,371,510	258,468
Provision for trade claims	1,215,181	3,757,681
	34,598,880	33,710,854

Trade and other payables are denominated in the following currencies:

	2010 US\$	2009 US\$
United States Dollar	34,455,662	33,625,852
Singapore Dollar	122,045	82,206
Others	21,173	2,796
	34,598,880	33,710,854

13. Borrowings

	2010 US\$	2009 US\$
Short-term loan	400,000	1,277,704

The borrowings are denominated in United States Dollar.

The borrowings have a maturity of 6 days (2009: 23 days) from the balance sheet date.

The interest rate of the borrowings at the balance sheet date is 1.23% (2009: 1.92%) per annum.

14. Immediate and ultimate holding corporation

The Company's immediate and ultimate holding corporation is MMTC Limited, incorporated in India.

15. Share capital

The Company's share capital comprises fully paid-up 1,461,502 (2009: 1,461,502) ordinary shares with no par value, amounting to a total of US\$1,000,000 (2009: US\$1,000,000).

16. Dividends

	2010 US\$	2009 US\$
Ordinary dividend paid		
Final exempt (one-tier) dividend paid in respect of the previous financial year of US\$0.69 (2009: US\$0.35) per share	1,007,932	509,589
Interim exempt (one-tier) dividend paid in respect of current financial year of US\$1.42 (2009: US\$0.66) per share	2,078,950	968,716
	3,086,882	1,478,305

17. Other current assets

	2010 US\$	2009 US\$
Deposits	56,963	49,772
Prepayments	456,750	-
	513,713	49,772

Other current assets are denominated in the following currencies:

	2010 US\$	2009 US\$
United States Dollar	456,750	-
Singapore Dollar	48,047	43,807
Others	8,916	5,965
	513,713	49,772

18. Commitments

(a) Purchase and sales commitments

As at balance sheet date, the outstanding commitments under purchases and sales contracts for goods not recognised in the financial statements are as follows:

	2010 US\$	2009 US\$
Purchase commitments	29,616,976	83,264,880
Sales commitments	30,737,206	83,703,985

(b) Operating lease commitments

The Company leases residential and office premises under non-cancellable operating leases agreements. The leases have varying terms and renewal rights.

The future minimum lease payments under non-cancellable operating leases contracted for at the balance sheet date but not recognised as liabilities, are as follows:

	2010 US\$	2009 US\$
Not later than one year	175,239	176,224
Later than one year but not later than five years	10,669	144,231
	185,908	320,455

19. Related party transactions

In addition to the information disclosed elsewhere in the financial statements, the following transactions took place between the Company and related parties at terms agreed between the parties:

(a) Sales and purchases of goods and services

	2010 US\$	2009 US\$
Sales to holding corporation	110,719,110	363,867,154
Purchases from holding corporation	357,875,360	154,405,949
Trade claims by holding corporation	-	2,651,735

(b) Key management personnel compensation is as follows:

	2010 US\$	2009 US\$
Salaries and other short-term employee benefits	297,090	216,193
Post-employment benefits - contribution to defined contribution plans	6,173	3,220
	303,263	219,413

The amount disclosed above represents amount paid to directors during the financial year.

20. Financial risk management

Financial risk factors

The Company's activities expose it to market risk (including currency risk, interest rate risk and price risk), credit risk and liquidity risk. The Company's overall risk management programme focuses on the unpredictability of financial markets and seeks to minimise potential adverse effects on the financial performance of the Company.

Risk management is carried out under policies approved by the Board of Directors. The Board of Directors and the holding corporation provide guidelines for overall risk management, as well as policies covering these specific areas.

(a) Market risk

(i) Foreign currency exchange rate risk

The Company's business operations are not exposed to significant foreign currency risks, as it has no significant transactions denominated in foreign currencies.

(ii) Interest rate risk

Interest rate risk arises primarily with respect to short-term borrowings under import and export financing. The Company monitors market interest rates closely to ensure that favourable interest rates are secured. At balance sheet date, the Company has minimal exposure to interest rate risk.

(iii) Price risk

The Company has insignificant exposure to commodities price risk as it does not hold significant commodities financial instruments.

(b) Credit risk

Bank deposits that are neither past due nor impaired are mainly deposits with banks with high credit-ratings as determined by international credit rating agencies.

The Company has no significant concentration of credit risk except for amount due from holding corporation which has a good collection track record with the Company. The Company has policies in place to ensure that sales of goods are made to customers with adequate financial standing and an appropriate credit history. At balance sheet date, there is no class of financial assets that is past due or impaired.

(c) Liquidity risk

The Company manages liquidity risk by maintaining cash and marketable securities, and available funding through an adequate amount of committed credit facilities sufficient to enable it to meet its operational requirements.

The Company's major classes of financial liabilities are trade and other payables and borrowings and their contractual maturities are less than one year.

(d) Capital risk

The Company's objectives when managing capital are to ensure that the Company is adequately capitalised and to maintain an optimal capital structure by issuing or

redeeming additional equity and debt instruments when necessary.

The Company monitors capital on the basis of the total shareholder's equity as shown on the balance sheet.

The Company is not subject to any externally imposed capital requirements.

21. New or revised accounting Standards and Interpretations

Certain new standards, amendments and interpretations to existing standards have been published and are mandatory for the Company's accounting periods beginning on or after 1 April 2010. The Company does not expect that adoption of these accounting standards or interpretations will have a material impact on the Company's financial statements.

22. Authorisation of financial statements

These financial statements were authorised for issue in accordance with a resolution of the Board of Directors of MMTC Transnational Pte Ltd on 7 June 2010.



MMTC Transnational PTE. LTD.
Singapore

CONSOLIDATED FINANCIAL STATEMENTS

2 0 0 9 - 2 0 1 0

MMTC has achieved record level business turnover of Rs.451,242 million during 2009-10 registering a growth of more than 22% over the previous year. This best ever business turnover since MMTC's inception in 1966 includes exports of Rs. 32,238 million, high and domestic

Auditors' Report on consolidated financial statements

To the Members of MMTC Limited

We have examined the attached consolidated Balance Sheet of MMTC Limited ("The company") its Subsidiary, Associates and Joint Ventures as at 31st March, 2010, Consolidated Profit & Loss Account for the year ended on that date annexed thereto, and the consolidated Cash Flow statement for the year ended that date. These financial statements are the responsibility of the Company's management. Our responsibility is to express an opinion on these financial statements based on our audit.

We conducted our audit in accordance with Auditing Standards generally accepted in India. Those Standards require that we plan and perform the audit to obtain reasonable assurance about whether the financial statements are free of material misstatement. An audit includes examining, on a test basis, evidence supporting the amounts and disclosures in the financial statements. An audit also includes assessing the accounting principles used and significant estimates made by the management, as well as evaluating the overall financial statement presentation. We believe that our audit provides a reasonable basis for our opinion.

We did not audit the financial statement of subsidiary whose financial statements reflect total assets of Rs. 2417.30 Million as at 31st March, 2010 and total revenue of Rs.25256.90 Million for the year ended on that date, associates whose net carrying cost of investments is Rs.4049.99 Million and in Joint Ventures whose financial statements reflect total assets of Rs.1620.15 Million as at 31st March, 2010 and total revenue of Rs.74.04 Million for the year ended on that date as considered in the consolidated financial statements. These financial statements have been audited by other auditors whose reports have been furnished to us, and our opinion, in so far as it relates to the amounts included in respect of these Subsidiary, Associates and Joint Ventures, is based solely on the report of other auditors.

We report that the consolidated financial statements have been prepared by the company in accordance with the requirements of Accounting Standard (AS) 21, 'Consolidated Financial Statements', AS-23 'Accounting for Investments in Associates in Consolidated Financial Statement' and AS-27 'Financial Reporting of Interests in Joint Ventures' issued by the Institute of Chartered Accountants of India and on the basis of the separate audited financial statements of the Company and its Subsidiary, Associates and Joint Ventures included in the consolidated financial statements.

On the basis of the information and explanations given to us and on the consideration of the separate audit reports on individual audited financial statements of the Company and its Subsidiary, Associates and Joint Ventures, we report that:

- (i) **Non-provision of liability, if any, in case of extension of time / waiver / write off of GR-1 forms. (Refer Note No. 5).**
- (ii) **Balances under Sundry Debtors / Claims Recoverable / Loans & Advances / Sundry Creditors / Other Liabilities have not been confirmed by the parties. Adjustments, if any, required upon such confirmation are not ascertainable. (Refer Note No.-37)**
- (iii) **Certain observations in respect of the internal control system, as stated in para (iv) of annexure 'A' to main audit report, which may have consequential effect on the accounts for the year. (effect not ascertainable).**

In respect of matters described in the above paras, from the available information, the extent of adverse effect on the profit for the year and the assets and liabilities appearing in the Balance Sheet cannot be ascertained on account of uncertainties associated with the final outcome on realization / settlement of dues / claims which are mostly old.

In our opinion, the Consolidated Balance Sheet, the Consolidated Profit and Loss Account and the Consolidated Cash Flow Statement comply with Accounting Standards referred to in Section 211(3C) of the Companies Act, 1956

We are of the opinion that the said consolidated financial statements give a true and fair view in conformity with the accounting principles generally accepted in India:

- (A) In the case of the Consolidated Balance Sheet, of the state of affairs of the Company and Subsidiary as at 31st March, 2010; and
- (B) In the case of the Consolidated Profit and Loss Account, of the Profit of the consolidated operations of the Company for the year ended on that date; and
- (C) In the case of the Consolidated Cash Flow Statement, of the consolidated cash flows of the Company and Subsidiary for the year ended on that date.

For **N. K. Bhargava & Co.**
Chartered Accountants

Sd/-
(N. K. BHARGAVA)
Partner
M. No. 080624
F.R. No. 000429N

Place: New Delhi
Dated: 28th July 2010

ACCOUNTING POLICIES TO THE CONSOLIDATED BALANCE SHEET AND PROFIT AND LOSS ACCOUNT

1. BASIS OF PREPARATION OF FINANCIAL STATEMENT

- (a) The financial statements are prepared according to the historical cost convention on accrual basis and in line with the fundamental accounting principles of prudence, consistency and materiality.
- (b) The financial statements are reported in Indian Rupee and all values are rounded to the nearest million unless otherwise stated.
- (c) **Statement of Compliance**
The financial statements are prepared on the basis of generally accepted accounting principles in India, accounting standards issued by the Institute of Chartered Accountants of India and the provisions of the Companies Act, 1956 as amended from time to time.

2. PURCHASES AND SALES

- a) Purchases and sales are booked where the company has entered into purchase/sale contract/agreement with the sellers/buyers or received allocation letter from Government, on performance of the contract/agreement/allocation either wholly or partly.
- b) Gold/Silver sent by foreign suppliers on consignment basis:
 - i) Purchases include gold/silver withdrawn from consignment stock on outright purchase basis for sale to exporters, as per the scheme of Exim Policy being operated by the Company as a nominated agency.
 - ii) Purchase of Gold for domestic sale is accounted for on withdrawal from the consignment stock and fixation of price with the suppliers.
 - iii) Gold/silver withdrawn on loan basis where from consignment stock, are shown as loan given to parties and shown under Loans and Advances. The corresponding liability towards the stocks received from foreign suppliers is shown under Sundry Creditors. Loan/Sundry Creditors are adjusted when purchase and sales are booked.
 - iv) In the case of replenishment basis, gold/silver booked by exporter by paying margin money, purchase is booked after "fixing" the price with the foreign suppliers. However, sale is booked when quantity is actually delivered after completion of exports.
 - v) Consignment stocks held on behalf of foreign suppliers at the year end is suitably disclosed in the accounts. However, customs duty paid in respect of balance consignment stock is shown as prepaid expenses.

- c) In respect of exports of Iron Ore/Manganese Ore where final sale value is ascertained on the basis of destination weight and analysis results and such results are awaited, provision towards DWA risk is made @ 1% on the provisional sale value. In case of FOBT supplies where DWA risk on the purchase value is to the account of supplier provision @1% is made on the difference between sale value and purchase value.
- d) Pending settlements, certain expenses/ gain/loss like dispatch earned/ demurrage payable etc. are accounted for on provisional basis.

3. REVENUE RECOGNITION

- i) Revenue is recognized on accrual basis except in the following items which are accounted for on actual realization since reliability of such items is uncertain in accordance with the provisions of AS – 9 issued by ICAI:-
 - a) Tax credit, duty credit authorization under Target Plus scheme, REP/Advance Licenses, Service Tax refund, etc.
 - b) Decrees pending for execution/contested dues and interest thereon, if any:
 - c) Interest on overdue recoverables where realisability is uncertain.
 - d) Liquidated damages on suppliers/underwriters, refund of custom duty on account of survey shortage, and refund of income-tax/sales-tax/VAT and interest thereon.

Insurance claims are accounted for upon being accepted by the insurance company.

- ii) Claims are recognized in the Profit & Loss Account on accrual basis including receivables from Govt. towards subsidy, cash incentives, reimbursement of losses etc. when it is not unreasonable to expect ultimate collection. Claims recognized but subsequently becoming doubtful are provided for through Profit & Loss Account.

4. PREPAID EXPENSES

Prepaid expenses upto Rs.10,000/- in each case are charged to revenue. Deposits upto Rs.5,000/- in each case with Government Department, Statutory Corporations, Electricity Boards and Local Bodies are also charged off to revenue.

5. FIXED ASSETS

- (a) All fixed assets are stated at historical cost less accumulated depreciation and any impairment in value.

- (b) The Company's expenditure toward construction/development of assets on land owned by the Government/Semi Government Authorities, is capitalized under heading "Fixed Assets created on Land and neither the Fixed Assets nor the Land belongs to the Company".

6. DEPRECIATION

Depreciation is provided on straight line method at the rates approved by the Board of Directors, which are equal to or higher than those provided under schedule XIV of the Companies Act, 1956. Depreciation on assets acquired/disposed during the year is provided from/upto the month the asset is acquired/disposed. Depreciation includes amortisation of leasehold land and Railway Wagon Rakes under WIS. Wooden partitions and temporary structures are fully depreciated in the year of purchase/erection. Moveable assets whose written down value at the beginning of the year and / or value in respect of purchases made during the year are Rs 20,000/- or less in each case, 100% depreciation is provided except retaining a nominal value of Re 1/-. The depreciation rates are as under:

Name of Assets	Rate of Depreciation as adopted by Company	Rate of Depreciation as provided in Sch. XIV
A. General Assets		
Furniture & Fittings	10%	6.33%
Weigh bridges	10%	4.75%
Typewriters, Machines, Fans & Office Equipment & AC	12.5%	4.75%
Vehicles	20%	9.50%
Computers	20%	16.21%
Lease hold land	As per lease agreement	
Wagon Rakes	As per agreement/ Wagon Investment Scheme	
Electrical installation excluding fans	10%	1.63%
Water supply, sewerage and drainage	10%	1.63%
Road and Culverts	2.5%	1.63%
Building and flats	2.5%	1.63%
Residential flats(ready built)	5%	1.63%
Warehouses/Godown	4%	1.63%
B. Manufacturing Unit's Assets		
Factory Building	3.34%	3.34%
Electrical Installations	4.75%	4.75%
Water Supply	4.75%	4.75%
Plant & Machinery(General)		
Single Shift	4.75%	4.75%
Double Shift	7.42%	7.42%
Triple Shift	10.34%	10.34%

Plant & Machinery-Continuous Process (including Wind Mill) 5.28% 5.28%

C. "Fixed Assets created on Land and neither the the Fixed Assets nor the Land belongs to the Company" Over useful life of asset or five years whichever is less.

D. All movable assets up to Rs.20,000/- 100% for Movable assets costing Rs.20,000/- or less each 100% for assets costing Rs.5,000/- or less each

E. Mobile handsets are directly charged to revenue in the year of purchase.

F. Goodwill is amortised over a period of five years.

7. INVESTMENTS

- Long term investments are valued at cost less provision for permanent diminution in value.
- Current investments are valued at lower of cost and fair value.

8. FOREIGN CURRENCY TRANSACTIONS

- Transactions with rupee payment countries in respect of non-convertible Indian currency are being treated as foreign exchange transactions.
- Foreign currency monetary items (except overdue recoverable where realisability is uncertain) are converted using the closing rate as defined in the AS-11 issued by the Institute of Chartered Accountants of India. Non-monetary items are reported using the exchange rate at the date of the transaction. The exchange difference gain/loss is recognized in the Profit and Loss account.
- Liability in foreign currency relating to acquisition of fixed assets is converted using the closing rate as defined in AS 11 issued by the Institute of Chartered Accountants of India. The difference in exchange is recognized in the Profit & Loss Account.
- In respect of forward exchange contracts, the premium / discount and loss/gain will be recognized as under:-

In respect of forward exchange contracts against existing underlying transactions, the premium / discount is recognized proportionately over the life of the contract. The loss/gain due to difference in exchange rate between (i) closing rate or the rate on the date of settlement if the transaction is settled during the year, and (ii) the exchange rate at later of the date of the inception of the forward contract or the last reporting date is recognised in the Profit & Loss Account for the year.

In respect of forward contracts relating to firm commitments and highly probable forecast transactions, loss due to exchange difference is recognized in the Profit & Loss Account in the reporting period in which the exchange rate changes. Any profit or loss arising on renewal or cancellation of such contracts is recognized as income or expense for the period.

- e) Investments in subsidiary company outside India are translated at the rate of exchange prevailing on the date of acquisition.

9. SEGMENT REPORTING

Primary Segment: The management evaluates the company's performance and allocates the resources based on analysis of various performance indicators by the following business segments / Product segments i.e.

1. Minerals
2. Precious Metals
3. Metals
4. Agro Products
5. Coal & Hydrocarbon
6. Fertilizer
7. General Trade/others.

Above Business Segments have been identified in line with AS-17 "Segment Reporting" taking into account the company's organizational structure as well as different risks and returns of these segments.

Secondary Segment: Secondary Segments have been identified based on the geographical location of the customer of the company i.e.

1. Outside India
2. Within India

10. EMPLOYEE BENEFITS

- (i) Provision for gratuity, leave encashment/availment, post retirement medical benefit and ALTC/LTC liability is made on the basis of actuarial valuation as per AS-15(Revised) issued by The Institute of Chartered Accountants of India.
- (ii) Provident fund contribution is made to Provident Fund Trust on accrual basis.
- (iii) Payment of Ex-gratia and Notice pay on Voluntary Retirement are charged to revenue in the year incurred.

11. PHYSICAL VERIFICATION OF STOCKS

Physical verification of stocks is under taken once in a year and balances are arrived at after necessary adjustments till the end of the year. The stocks as physically verified are adopted as closing stocks and shortages/excesses suitably dealt with.

In some of the cases where stocks are lying with Handling Agent/SWC/CWC/Private Parties the stocks have been adopted on the basis of certificate given by the respective agencies.

12. VALUATION OF STOCKS

Inventories including Goods-in-Transit are valued at lower of the cost or realisable value as on 31st March. The method of valuation is as under:

a) EXPORTS

Cost of export stocks is arrived at after including direct expenses incurred upto the point at which the stocks are lying. Similarly the realisable value is derived by deducting from the market price the expenses to be incurred from that point to the stage where they are sold.

MINERAL ORES

The realisable value of ores is worked out at the minimum of the Fe/Mn contents of the grade of the ore as per export contract and is compared with the weighted average cost at weighted average Fe/Mn contents/weighted average moisture contents of the ore. The embedded stocks of Iron ore are excluded from inventory and hence not valued.

(b) IMPORTS

The cost of imported stocks is arrived at by working out the yearly regional weighted average cost except for Non-ferrous Metals where weighted average cost of remaining stock after including all expenses incurred upto the point at which they are lying is considered.

In case of cut & polished stones, medallions and jewellery (finished/semi finished) cost includes wastages and other direct manufacturing cost.

Gold/Silver purchased from foreign suppliers against booking by exporters under replenishment option and not delivered at the year end are shown as stocks of company and valued at cost.

(c) DOMESTIC

Packing material is valued at lower of the cost or realisable value as on 31st March.

(d) STOCK ON LOAN/FABRICATION

Stocks with fabricators are taken as the stocks of the company, till adjustments.

13. PRIOR PERIOD ADJUSTMENTS

Expenditure/income relating to previous year is shown in the accounts under the head "Prior Period Adjustment Account" as per the provisions of AS-5 (Net Profit or Loss for the period, Prior Period Items and Changes in Accounting Policies) issued by Institute of Chartered Accountants of India.

14. BORROWING COSTS

- (i) Borrowing cost in ordinary course of business are recognized as an expense in the period in which these are incurred.
- (ii) Borrowing costs that are attributable to the acquisition, construction of qualifying assets are capitalised as part of cost of such asset upto the date the assets are ready for their intended use. All other borrowing costs are recognised as an expense in the year in which they have been incurred.

15. DEFERRED TAX

Deferred tax is recognized, subject to consideration of prudence on timing differences representing the difference between the Taxable income and Accounting income that originate in one period and are capable of reversal in one or more subsequent periods. Deferred tax assets and liabilities are measured using tax rates and the tax laws that have been enacted or substantively enacted by the Balance Sheet date.

16. IMPAIRMENT OF ASSETS

An asset is treated as impaired when the carrying cost of assets exceeds its recoverable value and impairment loss is charged to Profit and Loss account in the year in which an asset is identified as impaired. The impairment loss recognized in prior accounting periods is reversed if there has been a change in the estimate of recoverable amount.

17. PROVISIONS, CONTINGENT LIABILITIES AND CONTINGENT ASSETS

(I) Provisions

(a) Provisions for Doubtful Debts/Advances/Claims:

Provision for doubtful debts/advances/claims is made where there is uncertainty of realization irrespective of the period of its dues. For outstanding over three years (except Government dues) full provision is made unless the amount is considered recoverable. Debts/advances/claims are written off when un realisability is almost established.

(b) Others

Provision is recognized when

- (i) the Company has a present obligation as a result of the past event.
- (ii) a probable outflow of resources is expected to settle the obligation and a reliable estimate of the amount of the obligation can be made.

Reimbursement of the expenditure required to settle a provision is recognised as per contract provision or when it is virtually certain that reimbursement will be received.

Provisions are reviewed at each Balance Sheet date.

(II) Contingent liabilities and contingent assets

- (i) Contingent liabilities are not recognized but are disclosed in the Notes to the Accounts.
- (ii) Contingent assets are neither recognized nor disclosed in the financial statements.

18. TREATMENT OF EXPENDITURE DURING PROJECT IMPLEMENTATION /CONSTRUCTION PERIOD

Expenditure during construction period is included under Pre-operative expenses and the same is being allocated to the respective fixed assets on the completion of erection/installation.

19. OPERATING LEASES

Leases of assets in which a significant portion of the risks and rewards of ownership are retained by the lessor are classified as operating leases. Payments made under operating leases (net of any incentives received from the lessor) are taken to the income statement on a straight line basis over the period of lease.

Contingent rents are recognized as an expense in the income statement in the financial year in which termination takes place.

When an operating lease is terminated before the lease period has expired, any payment required to be made to the lessor by way of penalty is recognized as an expense in the financial year in which termination takes place.

20. PRINCIPLES OF CONSOLIDATION

The Consolidated Financial Statements relate to MMTC Limited, its subsidiary Company and the interest of the Company in joint ventures, in the form of jointly controlled entities.

- (a) The financial statements of the Parent Company and its Subsidiary are combined on a line by line basis by adding together the book values of like items of assets, liabilities, income and expenses, after fully eliminating intra group balances and intra group transactions resulting in unrealised profits or losses in accordance with Accounting Standard (AS) 21 "Consolidated Financial Statements" issued by the Institute of Chartered Accountants on India.
- (b) In translating the financial statements of non-integral foreign subsidiary for incorporation of its financial statements, the following procedures is adopted:-
- the assets and liabilities, both monetary and non-monetary, of the non-integral foreign subsidiary translated at the closing rate as defined in the AS-11 issued by the Institute of Chartered Accountants of India;
 - income and expense items of the non-integral foreign subsidiary are translated at average exchange rate and
 - all resulting exchange differences are accumulated in a foreign currency translation reserve until the disposal of the net investment.
- (c) In case of Associates, where the Company, directly or indirectly through subsidiaries holds more than 20% of equity, have been accounted for using "Equity Method" of Accounting described by Accounting Standard (AS) 23 "Accounting for Investment in Associates in Consolidated Financial Statements" issued by the Institute of Chartered Accountants of India.
- (d) The Company accounts for its share in the change in the net assets of the associates, post-acquisition, after eliminating unrealised profits and losses resulting from transactions between the company and its associates to the extent of its share, through its profit and loss account to the extent such change is attributable to the associates' profit and loss account and through its reserve for the balance, based on available information.
- (e) The differences between the cost of investment in the associates and the share of net assets at the time of acquisition of shares in the associates is identified in the financial statements as Goodwill or Capital Reserve as the case may be.
- (f) The Consolidated Financial Statements include the interest of the Company in Joint Venture Companies, which has been accounted for using the proportionate consolidation method of accounting and reporting whereby the Company's share of each of the assets, liabilities, income and expenses of a jointly controlled entity is considered as, separate line items in the Consolidated Financial Statements.
- (g) As far as possible the Consolidated Financial Statement is prepared using uniform accounting policies for like transactions and other events in similar circumstances, and are presented in the same manner as the Company's Separate Financial Statements.

For **N K Bhargava & CO.,**
Chartered Accountants

Sd/-
(N K Bhargava)
Partner
M.No.080624

Firm Registration No. : 000429N

Sd/-
(Manohar Balwani)
G.M. &
Company Secretary

Sd/-
(Vijay Pal)
Chief General
Manager (F&A) - Incharge

Sd/-
(Sunir Khurana)
Director

Sd/-
(Sanjiv Batra)
Chairman and
Managing Director

Date: 28th July, 2010
Place: New Delhi

Consolidated Financial Statements

Balance Sheet as at 31-03-2010

(Rs. in million)

	Sch No.	As at 31-03-2010		As at 31-03-2009	
SOURCES OF FUNDS					
SHAREHOLDERS' FUNDS					
Share Capital	1	500.00		500.00	
Share Application Money		-		12.30	
Reserves & Surplus	2	15,191.21	15,691.21	13,314.56	13,826.86
MINORITY INTEREST					
			-		-
LOAN FUNDS					
Secured	3	46,161.67		42,081.63	
Unsecured		6,241.42	52,403.09	1,188.93	43,270.56
TOTAL :			68,094.30		57,097.42
APPLICATION OF FUNDS					
GOODWILL ON CONSOLIDATION					
			17.69		2.80
FIXED ASSETS					
Gross Block	4	2,256.55		2,147.33	
Less: Depreciation		851.87		731.23	
Net Block		1,404.68		1,416.10	
Capital Work-in-progress		923.74		238.70	
Less: Diminution in Capital work in progress		27.69		27.69	
		896.05	2,300.73	211.01	1,627.11
INVESTMENTS					
	5		4,404.20		3,875.99
DEFERRED TAX ASSETS					
			224.83		303.22
CURRENT ASSETS, LOANS & ADVANCES					
Stock in Trade	6	21,366.26		5,781.81	
Project Development Expenses		-		1.44	
Sundry Debtors	7	15,060.72		16,815.92	
Cash & Bank Balances	8	61,779.48		59,647.11	
Loans & Advances	9	16,611.95		18,786.93	
		114,818.41		101,033.21	
Less:					
CURRENT LIABILITIES & PROVISIONS					
Current Liabilities	10	49,741.53		46,236.61	
Provisions	11	3,930.07		3,566.59	
		53,671.60		49,803.20	
Net Current Assets			61,146.81		51,230.01
MISCELLANEOUS EXPENDITURE					
(to the extent not written off or adjusted)	11a		0.04		58.29
Total :			68,094.30		57,097.42

Notes to the Accounts and Contingent Liabilities

20

Schedule 1 to 20 and Accounting Policies form an integral part of the accounts.

As per our report of even date attached

For **NK Bhargava & Co.,**
Chartered Accountants

Sd/-
(Manohar Balwani)
G.M. & Company Secretary

Sd/-
(Vijay Pal)
Chief General Manager - F&A- Incharge

Sd/-
(NK Bhargava)
Partner
M.No. 080624
Firm Registration No.: 000429N

Sd/-
(Sunir Khurana)
Director

Sd/-
(Sanjiv Batra)
Chairman and Managing Director

Date : 28th July, 2010

Place : New Delhi

Consolidated Financial Statements

Trading, Profit & Loss A/C for the Year Ended 31 March, 2010

(Rs. in million)

	Sch No.	For the year 2009-2010		For the year 2008-2009	
INCOME					
Sales		454,594.74		376,331.72	
Other Trade Earnings		1,547.79	456,142.53	1,985.13	378,316.85
Less: -					
Cost of Sales	12	449,005.73		372,917.88	
Manufacturing Expenses	13	3,694.62		1,703.46	
Processing Charges		-	452,700.35	-	374,621.34
Gross Profit			3,442.18		3,695.51
Other Income	14	367.68		239.74	
Provisions No Longer Required		530.59		224.24	
Interest Income	15	5,788.69	6,686.96	7,948.48	8,412.46
			10,129.14		12,107.97
Expenditure					
Salaries & Allowances	16	1,739.89		1,683.45	
Administrative Expenses	17	469.73		376.76	
Interest Paid	18	4,146.66		6,861.94	
Depreciation		137.29		126.57	
Exhibition, Fairs & Sales Promotion Expenses		46.34		38.76	
Miscellaneous Expenditure Written Off		58.26		18.20	
Debts/claims Written Off		3.32		143.28	
Goodwill Written Off		4.59		0.68	
Provision for Bad & Doubtful Debts		18.97	6,625.05	406.12	9,655.76
			3,504.09		2,452.21
Share of Interest In Joint Venture-exceptional Items			0.93		-
Prior Period Items	19		1.31		1.04
Profit Before Tax			3,504.47		2,453.26
Provision For Taxation					
Fringe Benefit Tax		-		15.49	
Current Tax		1,109.16		837.87	
Deferred Tax (Assets)		76.56		(46.53)	
Adjustments Relating To Earlier Years		6.59		4.20	
Share of Interest In Joint Venture		2.77	1,195.08	0.61	811.64
Net Profit/ (Loss) After Tax			2,309.39		1,641.61
Interest & Share Of Profit From Associate					
Share of Profit From Associate			188.83		394.40
Less: Goodwill Written Off (Associates)			0.03		0.03
Net Profit For The Year			2,498.19		2,035.98
Surplus Brought Forward From Previous Yrs			7,003.55		5,597.15
Amount Available For Appropriation			9,501.74		7,633.13
Interim Dividend			-		195.48
Proposed Dividend			308.01		200.00
Dividend Tax			74.74		67.98
Transferred To General Reserve			219.47		166.12
Balance C/F To Balance Sheet			8,899.52		7,003.55
Earning Per Share (Rs Per Equity Share of Rs 10/- Each) (Basic & Diluted)			49.96		40.72
Notes To The Accounts And Contingent Liabilities			20		

Schedule 1 To 20 And Accounting Policies Form An Integral Part Of The Accounts.

Total Income Includes Rs.74.04 Million (p.y. Rs. 2.41 million) Towards Share Of Interest In Joint Ventures

Total Expenditure Includes Rs.95.13 Million (p.y. Rs. 4.98 Million) Towards Share Of Interest In Joint Ventures

As Per Our Report of Even Date Attached

For **N K Bhargava & Co.,**
Chartered Accountants

Sd/-
(N K Bhargava)
Partner
M.No. 080624
Firm Registration No.: 000429N

Sd/-
(Manohar Balwani)
G.M. & Company Secretary

Sd/-
(Sunir Khurana)
Director

Sd/-
(Vijay Pal)
Chief General Manager - F&A- Incharge

Sd/-
(Sanjiv Batra)
Chairman and Managing Director

Date : 28th July, 2010

Place : New Delhi

Consolidated Financial Statements

Schedules 1 to 20 Annexed to & Forming Part of the Balance Sheet and Profit & Loss Account

Schedule 1 : Share Capital

(Rs. in million)

	As at 31-03-2010	As at 31-03-2009
Authorised 100,000,000 (PY.100,000,000) Equity shares of Rs.10 each	<u>1,000.00</u>	<u>1,000.00</u>
Issued, Subscribed and Paid - UP 50,000,000 (PY.50,000,000) Equity Shares of of Rs. 10 each fully paid. Of the above, 47,000,000 (PY.47,000,000) Equity shares of Rs. 10/- each allotted as fully paid-up Bonus Shares by way of capitalisation of Reserves	500.00	500.00
TOTAL	500.00	500.00

Schedule 2 : Reserves & Surplus

	CAPITAL RESERVE	GENERAL RESERVE	FOREIGN CURRENCY TRANSLATION RESERVE	BALANCE B/F FROM P&L A/C	TOTAL
As at 1st April,2009	96.79	6,210.11	4.11	7,003.55	13,314.56
Additions during the year :-	-	219.47	(238.79)	1,919.52	1,900.20
Deduction during the year :-	-	-	-	-	-
	96.79	6,429.58	(234.68)	8,923.07	15,214.76
Share of interest in Joint Ventures	-	-	-	(23.55)	(23.55)
TOTAL	96.79	6,429.58	(234.68)	8,899.52	15,191.21

Consolidated Financial Statements

Schedules 1 to 20 Annexed to & Forming Part of the Balance Sheet and Profit & Loss Account

Schedule 3 : Loan Funds

(Rs. in million)

	As at 31-03-2010		As at 31-03-2009	
I. SECURED (against hypothecation of stocks, book debts and other current assets present and future)				
FROM BANKS (Cash Credit/Packing Credit Accounts/Others) (Repayable with in one year)				
(1) State Bank of India	15,841.25		14,616.47	
(2) Canara Bank	145.03		-	
(3) Indian Overseas Bank	-		883.82	
(4) H.D.F.C. Bank	1,302.70		1,749.32	
(5) Vijaya Bank	-		100.00	
(6) Bank of India	0.00		0.00	
(7) Bank of Baroda	286.85		-	
(8) Central Bank of India	-		5,263.49	
(9) Indian Bank	4,370.62		2,922.12	
(10) Bank of Maharashtra	2,784.42		196.14	
(11) State Bank of Hyderabad	8,262.70		908.78	
(12) Union Bank of India	3,698.78		11,168.90	
(13) Axis Bank	2,508.81		-	
(14) Oriental Bank of Commerce	-		98.41	
(15) Dhanlaxmi Bank	250.00		-	
(16) Syndicate Bank	-		3,001.73	
(17) IDBI Bank	4,389.00		196.47	
(18) Standard Chartered Bank	-		945.89	
(19) Yes Bank	366.71		30.09	
(20) Indusind Bank	1,954.80	46,161.67	-	42,081.63
II. UNSECURED				
FROM BANKS				
(1) BNP Paribas Bank	2,031.85		970.38	
(2) Deutsche Bank	1,551.09		-	
(3) Bank of Tokyo	228.96		-	
(4) DBS	1,692.46	5,504.36	-	970.38
OTHERS				
Trust Receipts				65.15
		51,666.03		43,117.16
Share of interest in Joint Ventures		737.06		153.40
TOTAL		52,403.09		43,270.56

Consolidated Financial Statements

Schedules 1 to 20 Annexed to & Forming Part of the Balance Sheet and Profit & Loss Account

Schedule 4 : Fixed Assets

Particulars	Gross Block			As at 31.3.10
	As at 1-4-09	Addition Purchase/ Transfer	Deduction Sale/ Transfer	
OFFICE BUILDING				
Land free-hold	3.66			3.66
Land Lease-hold	40.14			40.14
Building	152.52	22.75	0.57	174.70
Warehouse	34.11			34.11
Water Supply & Drainage	5.48			5.48
Electrical Installations	14.87	0.19		15.06
Audio/Fire/Airconditioning	9.86			9.86
Roads & Culverts	2.63			2.63
STAFF QUARTERS				
Land-Free-hold	1.33			1.33
Land-Lease-hold	2.67			2.67
Building/Residential Flats	65.66			65.66
Roads & Culverts	0.95			0.95
Water Supply, Sewerage & Drainage	3.96			3.96
Electrical Installations	1.86	1.53		3.39
Plant and Machinery	775.95	13.77	3.66	786.06
Furniture & Fixtures	72.29	3.49	1.73	74.05
Computer/Data Processors	168.01	7.41	3.49	171.93
Airconditioners, Fans, Typewriters & Other Machines	71.06	3.91	6.74	68.23
Vehicles	24.42	2.00	1.52	24.90
RAILWAY WAGON RAKE (WIS)	553.64			553.64
FIXED ASSETS CREATED ON LAND AND NEITHER THE FIXED ASSETS NOR THE LAND BELONG TO COMPANY				
RAILWAY LOOP LINE AT BNHT	26.17			26.17
	2031.24	55.05	17.71	2068.58
Share of interest in Joint Ventures	116.09	72.93	1.05	187.97
TOTAL	2147.33	127.98	18.76	2256.55
CAPITAL WORK IN PROGRESS				
Building under Construction	8.43	0.45		8.88
Roads & Culverts	0.47			0.47
Electrical Installations	6.92		0.22	6.70
Plant & Machinery	27.72		13.92	13.80
MMTC Retail Website	0.15		0.15	
FURNITURE & FITTING PARTITION WORK	0.66		0.66	
Gold Medallion Units	4.52	0.48		5.00
	48.87	0.93	14.95	34.85
Share of interest in Joint Ventures	189.83	699.24	0.18	888.89
TOTAL	238.70	700.17	15.13	923.74
GRAND TOTAL	2386.03	828.15	33.89	3180.29
TOTAL 2008-09	2069.83	33.80	23.52	2080.11
Share of interest in Joint Ventures	10.97	294.95		305.92
GRAND TOTAL 2008-09	2080.80	328.75	23.52	2386.03

- (a) Cost of office land/building/flats/culverts, sewerage and drainage in some of the offices have been accounted for provisionally pending receipt of final bills or under construction/execution of lease deed
- (b) Leasehold lands, roads and culverts, sewerage, drainage and water supply for staff quarters at Delhi includes those held jointly with State Trading Corporation of India Limited (STC)
- (c) Residential flats includes 41 shares (P.Y. 41 shares) of Cooperative Group Housing Society of the value of Rs.0.002 Million (P.Y. Rs.0.002 Million).Conveyance of some flats of the original value as on 31.3.2010 amounting to Rs.4.89 Million (P.Y. Rs.4.89 Million) is pending to be executed.

(Rs. in million)

Provision for Depreciation			Net Block		
As at 1.4.09	Addition Purchase/ Transfer	Deduction Sale/ Transfer	As at 31.3.10	As at 31.3.10	As at 31.3.09
				3.66	3.66
9.77	0.50		10.27	29.87	30.37
51.98	4.29	0.41	55.86	118.84	100.53
12.58	1.36		13.94	20.17	21.53
5.48	0.00		5.48	0.00	0.00
14.09	0.14	0.00	14.23	0.83	0.78
9.85			9.85	0.01	0.01
1.49	0.07		1.56	1.07	1.14
				1.33	1.33
0.98	0.04		1.02	1.65	1.69
46.72	1.28		48.00	17.66	18.94
0.56	0.02		0.58	0.37	0.39
3.68	0.05		3.73	0.23	0.28
1.79	0.09		1.88	1.51	0.07
134.08	38.95	3.71	169.32	616.74	641.87
62.11	5.85	1.45	66.51	7.54	10.18
139.73	14.33	3.23	150.83	21.10	28.28
51.90	7.69	6.37	53.22	15.01	19.15
13.38	3.90	1.49	15.79	9.11	11.05
144.87	55.36		200.23	353.41	408.78
26.17			26.17	0.00	0.00
731.21	133.92	16.66	848.47	1220.11	1300.03
0.02	3.38		3.40	184.57	116.07
731.23	137.30	16.66	851.87	1404.68	1416.10
*6.72			6.72	2.16	1.71
*0.47			0.47		
*6.70			6.70		0.22
*13.80			13.80		13.92
					0.15
					0.66
				5.00	4.52
27.69			27.69	7.16	21.18
				888.89	189.83
27.69			27.69	896.05	211.01
758.92	137.30	16.66	879.56	2300.73	1627.11
655.18	126.57	22.85	758.90	1321.21	
	0.02		0.02	305.90	
655.18	126.59	22.85	758.92	1627.11	

(d) Cost of Office Building on lands not owned by the Company is Rs.2.26 Million (PY. Rs.2.26 Million) and provision for depreciation is Rs.1.63 Million (PY. Rs.1.57 Million)

(e) Cost of Water Supply on land not owned by the Company is Rs.0.66 Million (PY. Rs.0.66 Million)

Consolidated Financial Statements

Schedules 1 to 20 Annexed to & Forming Part of the Balance Sheet and Profit & Loss Account

Schedule 5 : Investments - Long Term (at cost)

(Rs. in million)

	As at 31-03-2010		As at 31-03-2009	
(A) CENTRAL GOVERNMENT SECURITIES				
9% Govt. Stock 2013 (P.Y. NIL) *		0.03		-
(B) TRADE INVESTMENTS				
i. Shares in Companies (Unquoted)				
Fully paid 4,750,000 Equity Shares of Rs. 10 each (P.Y. 4,750,000 Equity Shares of Rs. 10 each) in INDO FRENCH BIOTECH LTD.	47.50		47.50	
Less: Provision for diminution in value of Investment	47.50		47.50	
	0.00		0.00	
Fully paid 3,000,000 Equity Shares of Rs. 10 each (P.Y. NIL Equity Shares of Rs. 10 each) in UNITED STOCK EXCHANGE LIMITED	30.00	30.00	-	0.00
ii. Shares in Associate Companies (Unquoted)				
Fully paid 199,000,000 Equity Shares of Rs. 10 each (P.Y. 199,000,000 Equity Shares of Rs. 10 each) in Neelachal Ispat Nigam Limited	1,990.00		1,990.00	
Add; Capital Reserve	96.10		96.10	
Add: INCOME FROM ASSOCIATES TILL DATE	1,963.89		1,775.07	
	4,049.99		3,861.17	
Fully paid 13,000 Equity Shares of Rs. 10 each (P.Y. 13,000 Equity Shares of Rs. 10 each) in Devona Thermal Power & Infrastructure Limited	0.13		0.13	
Less: Goodwill	0.13		0.13	
Add: Income from associates till date	-		-	
	-	4,049.99	-	3,861.17
		4,080.02		3,861.17
Share of interest in Joint Ventures- Un-quoted		324.18		14.82
		-		-
TOTAL		4,404.20		3,875.99

* relating to earlier years accounted during the year

Consolidated Financial Statements

Schedules 1 to 20 Annexed to & Forming Part of the Balance Sheet and Profit & Loss Account

Schedule 6 : Stock in Trade

(Rs. in million)

	As at 31-03-2010		As at 31-03-2009	
(As taken, valued and certified by the management)				
Including with handling agents and Goods in transit				
a) Raw Material	41.66		27.26	
b) Finished goods*	21,305.83		5,753.98	
c) Packing Material	0.58	21,348.07	0.57	5,781.81
		21,348.07		5,781.81
Share of interest in Joint Ventures		18.19		-
TOTAL		21,366.26		5,781.81

* includes stock in transit of Rs.12085.76 million (P.Y.Rs. NIL million) under lien of customers.

Schedule 7 : Sundry Debtors

(Unsecured)				
a) Debts outstanding for a period exceeding six months				
i. Considered good	803.11		1,412.46	
ii. Considered Doubtful	535.66		921.35	
	1,338.77		2,333.81	
Less: Provision for doubtful debts	535.66	803.11	921.35	1,412.46
(b) Other Debts - Considered good		14,247.90		15,403.46
		15,051.01		16,815.92
Share of interest in Joint Ventures		9.71		-
TOTAL		15,060.72		16,815.92

Consolidated Financial Statements

Schedules 1 to 20 Annexed to & Forming Part of the Balance Sheet and Profit & Loss Account

Schedule 8 : Cash & Bank Balances

(Rs. in million)

	As at 31-03-2010		As at 31-03-2009	
(a) Cash, Stamps & Cheques - in hand (Includes in transit)		551.36		152.49
(b) Bank Balance in India				
In Scheduled Banks				
i. In Current Account	2,372.01		375.32	
ii. In Cash Credit Account (Debit Balance)	442.34		426.95	
iii. In Current Account in Foreign Currency US \$ 0.01 Million (P.Y US \$ 0.02 Million)	0.27		0.30	
iv. Fixed Deposit Account (including lodged as security with Municipal Corporation, Delhi)	0.27		0.27	
v. Term- Deposit with Banks *	57,441.45	60,256.34	57,624.72	58,427.56
(c) In Foreign Countries :				
In Scheduled Banks :				
i. Current Account	44.87		54.47	
ii. Term Deposit	803.55	848.42	890.70	945.17
In Non Scheduled Bank		-		-
		61,656.12		59,525.22
Share of interest in Joint Ventures		123.36		121.89
TOTAL		61,779.48		59,647.11

* Includes Rs. 22253.85 Million (P.Y. Rs. 13211.93 Million) being fixed deposit under lien of bankers as margin money against LCs.

Consolidated Financial Statements

Schedules 1 to 20 Annexed to & Forming Part of the Balance Sheet and Profit & Loss Account

Schedule 9 : Loans & Advances

(Rs. in million)

	As at 31-03-2010		As at 31-03-2009	
(Unsecured considered Good unless otherwise stated)				
(a) Bills Receivable	310.17		253.73	
Less : Bills Discounted	-	310.17	30.51	223.22
(b) Advances for Share Application Money :				
Haldia Free Trade Warehousing Private Limited	160.00		-	
Integrated Warehousing Kandla Projects Development Pvt Ltd	30.98		-	
Indian Commodity Exchange Ltd.	-	190.98	100.00	100.00
(c) Advance recoverable in cash or in kind or for value to be received :				
i) Considered good for which the company is fully secured (Secured against hypothecation of assets/ mortgage of title deeds and Bank Guarantees)	9,883.32		10,896.72	
ii) Considered good for which the company holds no security other than personal security	3,282.40		4,399.64	
iii) Considered doubtful	385.57		409.77	
Less : Provisions	13,551.29		15,706.13	
	385.57	13,165.72	409.77	15,296.36
(d) Advances to Suppliers :				
i) Considered good in respect of which the company is fully secured (Secured against hypothecation of stocks)	106.12		32.00	
ii) Considered good in respect of which the company holds no security other than personal security	464.25		247.62	
iii) Considered doubtful	161.88		139.04	
Less : Provisions	732.25		418.66	
	161.88	570.37	139.04	279.62
(e) Income Tax (including Advance Income Tax TDS & Refund dues)		1,952.36		2,233.46
(f) Inter Corporate Loans				
Considered good	20.00		246.58	
Considered Doubtful	-		-	
Less : Provision	20.00		246.58	
	-	20.00	-	246.58
(g) Deposits				
(i) Deposits with Custom, Port Trust , Court etc.	47.46		95.07	
(ii) Other Deposits	336.30		299.03	
Total Deposits	383.76		394.10	
Considered Good	346.94		357.28	
Considered Doubtful	36.82		36.82	
Less : Provision	383.76		394.10	
	36.82	346.94	36.82	357.28
Share of interest in Joint Ventures		16,556.54		18,736.52
		55.41		50.41
Total		16,611.95		18,786.93

(Rs. in million)

	Outstanding As on 31.3.2010	Maximum due at any time during year	Outstanding As on 31.3.2009	Maximum due at any time during year
Includes :				
a) Due from Directors	-	0.02	0.02	0.03
b) Due from Officers *	2.02	2.12	1.01	1.07

* Chief General Managers and Company Secretary considered for the purpose of Officers.

Consolidated Financial Statements

Schedules 1 to 20 Annexed to & Forming Part of the Balance Sheet and Profit & Loss Account

Schedule 10 : Current Liabilities

(Rs. in million)

	As at 31-03-2010		As at 31-03-2009	
(a) Sundry Creditors				
(i) Other than MSMEs	28,806.76		20,335.44	
(ii) MSMEs	-	28,806.76	-	20,335.44
(b) Bills Payable		5,544.41		20,463.65
(c) Advance Payments from Customers		10,431.78		1,318.67
(d) Interest Accrued But not due on loan		58.15		131.07
(e) Book Overdraft		76.68		1.10
(f) Other Liabilities		4,598.76		3,953.72
(g) Goods Received on Consignment	14,299.04		3,783.46	
LESS: Stock Held on Consignment	14,299.04	-	3,783.46	-
		49,516.54		46,203.65
Share of interest in Joint Ventures		224.99		32.96
TOTAL		49,741.53		46,236.61

Schedule 11 : Provisions

(a) Provision for Taxation		1,908.00		1,858.11
(b) Proposed Dividend		450.00		200.00
(c) Provision for tax on Dividend		74.74		33.99
(d) Bonus/PLIS/PRP		193.68		121.57
(e) Destinal Weight & Analysis Risk		5.27		7.67
(f) Leave encashment		209.83		172.25
(g) Post Retirement Medical Benefits		707.80		686.78
(h) Half Pay Leave		147.97		126.59
(i) LTC/ALTC		35.94		35.17
(j) Provision for Fringe Benefit Tax		26.54		26.54
(k) Gratuity		9.57		246.60
(l) Superannuation Benefits		160.00		50.00
		3,929.34		3,565.27
Share of interest in Joint Ventures		0.73		1.32
TOTAL		3,930.07		3,566.59

Schedule 11a. : Miscellaneous Exp.

(to the extent not written off or adjusted)

Deferred Revenue Expenditure	58.26		22.51	
Add: Additions During Year	-		53.95	
Less: Written Off during the year	58.26	-	18.20	58.26
		-		58.26
Share of interest in Joint Ventures		0.04		0.03
TOTAL		0.04		58.29

Consolidated Financial Statements

Schedules 1 to 20 Annexed to & Forming Part of the Balance Sheet and Profit & Loss Account

Schedule 12: Cost of Sales

(Rs. in million)

	For the Year 2009-10		For the Year 2008-09	
(a) OPENING STOCK & GOODS IN TRANSIT	5,785.11		5,531.70	
ADD : ADJUSTMENT OF STOCK IN TRANSIT*	-	5,785.11	1,105.52	6,637.22
(b) PURCHASES	456,154.38		366,523.32	
ADD : CLAIMS IN KIND	71.73		18.64	
STOCK RECEIVED ON LOAN	35.12		10.64	
STOCK RECD FROM MFG. UNITS	-	456,261.23	0.00	366,552.60
(c) FREIGHT		3,480.48		3,116.58
(d) DEMURRAGE (Net)		25.75		30.52
(e) CLEARING, HANDLING, DISCOUNT & OTHER CHARGES (NET)* *		2,499.21		784.80
(f) COMMISSION TO OTHER SELLING AGENTS		1.89		1.05
(g) L/C NEGOTIATION & OTHER CHARGES		84.04		98.16
(h) DIFFERENCE IN EXCHANGE		(241.80)		237.85
(i) CUSTOMS DUTY		5,832.02		2,452.70
(j) INSURANCE		12.35		14.94
(k) GODOWN INSURANCE		6.61		9.63
(l) PLOT AND GODOWN RENT (Net)		66.71		66.89
(m) CLAIMS PAID		-		189.24
(m) PROVISION FOR DESTINATIONAL WEIGHT AND ANALYSIS RISKS		8.72		4.73
(n) PREMIUM ON FORWARD CONTRACT		152.63		186.55
		473,974.95		380,383.46
LESS : CLOSING STOCK & GOODS IN TRANSIT	21,305.83		5,781.24	
STOCK ISSUED IN KIND	3.35		5.22	
STOCK GIVEN ON LOAN	24.10		25.30	
TRANS. TO MGF.	3,676.04		1,653.90	
STOCK RETURNED	-	25,009.32	-	7,465.66
		448,965.63		372,917.80
Share of interest in Joint Ventures		40.10		0.08
TOTAL		449,005.73		372,917.88

* represents goods in transit relating to 2007-08 having no impact on profit/loss

** Includes Rs.134.46 million during 2009-10 towards penalty for import under Target Plus Scheme

Consolidated Financial Statements

Schedules 1 to 20 Annexed to & Forming Part of the Balance Sheet and Profit & Loss Account

Schedule 13 : Manufacturing Expenses

(Rs. in million)

	For the Year 2009-10		For the Year 2008-09	
(i) Raw Material Consumed				
OPENING STOCK AND GOODS IN TRANSIT	-		-	
STOCK TRNS FROM COGS	3,676.03		1,653.89	
ADD: PURCHASES	-		-	
ADD: PROCESSING CHARGES	47.79		41.27	
	3,723.82		1,695.16	
LESS: CLOSING STOCK & GOODS IN TRANSIT	41.66		-	
LESS: TRANSFERS	-	3,682.16	-	1,695.16
(ii) Processing & Other Charges		-		-
(iii) Packing Material Consumed				
OPENING STOCK AND GOODS IN TRANSIT	0.57		0.60	
ADD: PURCHASES	12.47		8.27	
	13.04		8.87	
LESS: CLOSING STOCK & GOODS IN TRANSIT	0.58	12.46	0.57	8.30
		3,694.62		1,703.46
Share of interest in Joint Ventures		-		-
TOTAL		3,694.62		1,703.46

Schedule 14 : Other Income

(a) STAFF QUARTERS RENT		4.51		3.39
(b) PROFIT ON SALE OF ASSETS		0.52		1.71
(c) MISCELLANEOUS RECEIPTS (including forfeiture of performance guarantee/bid bond)		130.76		116.06
(d) LIABILITIES WRITTEN BACK		142.58		116.58
(e) GAIN ON EXCHANGE		82.15		-
		360.52		237.74
Share of interest in Joint Ventures		7.16		2.00
TOTAL		367.68		239.74

Consolidated Financial Statements

Schedules 1 to 20 Annexed to & Forming Part of the Balance Sheet and Profit & Loss Account

Schedule 15 : Interest Earned

(Rs. in million)

	For the Year 2009 -10		For the Year 2008-09	
(a) BANK (INCLUDING TDS Rs.1.04 Million (P.Y. Rs.1.64 Million)		4,027.43		5,587.01
(b) GOVERNMENT (INCLUDING TDS Rs. NIL Million (P.Y. RS.NIL Million)		0.00		-
(c) INVESTMENT (INCLUDING TDS Rs. NIL Million (P.Y. RS.NIL Million)		-		5.94
(d) OTHERS (INCLUDING TDS Rs.0.75 Million (P.Y. Rs.NIL Million)		1,754.61		2,355.19
		5,782.04		7,948.14
Share of interest in Joint Ventures		6.65		0.34
TOTAL		5,788.69		7,948.48

Schedule 16. Salaries And Allowances

DIRECTORS				
SALARIES & ALLOWANCES *		11.49		7.01
RESIDENTIAL RENT CONTRIBUTION		0.11		0.44
PROVIDENT FUND CONTN.		1.38		0.57
GRATUITY		0.31		0.34
MEDICAL EXP.		0.27		0.22
CLUB SUBSCRIPTION		0.11		0.47
PERFORMANCE LINKED INCENTIVE/PRP		8.86	22.53	6.68
				15.73
OTHERS				
SALARIES & ALLOWANCES *		1,124.75		946.20
FOREIGN SERVICE CONTN. (Net)		0.26		0.22
RESIDENTIAL RENT CONTRIBUTION		4.78		5.02
PROVIDENT FUND CONTN.		99.94		53.36
SUPERANNUATION BENEFITS		110.00		50.00
FAMILY PENSION CONTN.		12.01		11.87
GROUP INSURANCE		0.57		0.47
STAFF WELFARE EXP.		30.89		45.99
BONUS PLI/PRP ETC		129.78		113.00
CONTRIBUTION TO D.L.I.S.		0.79		0.82
GRATUITY		38.26		304.80
MEDICAL EXP.		150.11	1,702.14	135.85
			1,724.67	1,667.60
				1,683.33
Share of interest in Joint Ventures		15.22		0.12
TOTAL		1,739.89		1,683.45

*Includes Rs.38.72 Million (P.Y. Rs.NIL million) towards VRS expenses and Rs.131.28 Million (P.Y.Rs.172.25 Million) towards provision for Earned Leave & Half Pay Leave Encashment

Consolidated Financial Statements

Schedules 1 to 20 Annexed to & Forming Part of the Balance Sheet and Profit & Loss Account

Schedule 17 : Administrative Expenses

(Rs. in million)

	For the Year 2009-2010	For the Year 2008-2009
RENT (Net)	25.71	22.02
RATES & TAXES (Net)	12.95	12.15
ELECTRICITY & WATER CHARGES	19.50	18.33
INSURANCE	3.08	1.57
ADVERTISEMENT & PUBLICITY	18.64	23.65
PRINTING & STATIONERY	7.21	7.08
POSTAGE & TELEGRAMS	1.94	3.54
TELEPHONE	19.40	20.34
TELECOMMUNICATION	10.40	6.34
TRAVELLING (Net) (Including expenditure incurred by Directors Rs.5.50 Million (P.Y. Rs.9.10 Million)	37.00	45.95
VEHICLE EXPENSES	17.71	16.44
ENTERTAINMENT (Incl. through Directors Rs 1.81 Million (P.Y. Rs. 1.65 million)	13.26	12.13
LEGAL EXPENSES	17.88	17.23
AUDITORS' REMUNERATION *	6.45	4.72
BANK CHARGES	8.59	11.20
BOOKS & PERIODICALS	2.84	2.21
TRADE EXPENSES	13.53	14.93
DONATIONS	-	0.20
CORPORATE SOCIAL RESPONSIBILITY EXPENSES	1.36	5.52
REPAIRS & RENEWALS (Incl. on Building Rs.35.61 Million (P.Y. Rs.27.72 Million) and Plant & Machinery Rs.1.40 Million (P.Y. Rs.0.75 Million)	55.28	50.07
COMPUTER EXPENSES	0.99	2.78
SUBSCRIPTION	3.91	2.67
TRAINING SEM. & CONF. (Including Directors Rs.NIL Million (P.Y.Rs.0.19 Million)	5.76	5.47
LOSS ON SALE OF ASSETS	1.37	0.04
MISCELLANEOUS EXPENSES	57.09	52.28
PROFESSIONAL FEES/CONSULTANCY CHARGES	13.28	15.56
MESNE PROFIT	66.25	-
	441.38	374.42
Share of interest in Joint Ventures	28.35	2.34
TOTAL	469.73	376.76

* Includes Audit fees Rs.3.07 Million (P.Y. Rs.2.34 Million), Tax Audit Fees Rs.0.75 Million (P.Y. Rs. 0.65 Million), Certification fees Rs.0.27 Million (P.Y. Rs. 0.23 Million) and other services including TA/DA & Out of pocket reimbursement Rs.0.16 Million (P.Y. Rs. 0.17 Million) and service Tax Rs.0.24 Million (P.Y. Rs. 0.20 Million)

Consolidated Financial Statements

Schedules 1 to 20 Annexed to & Forming Part of the Balance Sheet and Profit & Loss Account

Schedule 18 : Interest Paid

(Rs. in million)

	For the Year 2009-2010	For the Year 2008-2009
(a) BANK	1,528.13	3,667.23
(b) OTHERS	2,617.51	3,193.59
	4,145.64	6,860.82
Share of interest in Joint Ventures	1.02	1.12
TOTAL	4,146.66	6,861.94

Schedule 19 : Prior Period Adjustments

EXPENDITURE/PURCHASE		
COST OF SALES	1.71	0.68
SALARY & ALLOWANCES	0.01	0.41
ADMINISTRATIVE EXPENSES	5.06	1.38
INTEREST	0.32	0.79
DEPRECIATION	1.93	0.03
OTHERS	0.14	(0.90)
TOTAL:	9.17	2.39
INCOME/SALES		
SALES	(3.02)	(0.93)
INTEREST	11.38	0.49
OTHER RECEIPTS	0.91	3.87
TOTAL	9.27	3.43
Share of interest in Joint Ventures	1.21	-
TOTAL (NET)	1.31	1.04

Notes Forming Part of the Consolidated Accounts for the Year Ended 31.3.2010

20. CONTINGENT LIABILITIES & NOTES

1. Contingent Liabilities:

- a) Guarantees issued by Banks on behalf of the Company Rs. 845.80 million (P.Y. Rs. 758.63 million).
 - b) Corporate Guarantees of Rs. 14409.10 million (P.Y. Rs. 14696.00 million) given by the company in favour of financial institutions/banks on behalf of Neelachal Ispat Nigam Limited (NINL) for securing principal and interest in respect of loans to NINL. As per the decision of Committee of Secretaries concerned, NINL may be merged with Steel Authority of India Limited subject to Government's approval for which process has been initiated.
 - c) Claims against the Company not acknowledged as debts Rs. 1961.07 million (P.Y. Rs. 1300.10 million).
 - d) Letters of Credit opened by the Company remaining outstanding Rs. 17756.37 million (P.Y. Rs. 12001.13 million).
 - e) Bills discounted with banks Rs. Nil million (P.Y. Rs. 30.51 million).
 - f) Sales Tax Demand of Rs. 851.97 million (P.Y. Rs. 960.41 million) in dispute against which Rs. 84.25 million (P.Y. Rs. 84.71 million) has been deposited and Rs. 2.30 million (P.Y. Rs. 2.30 million) covered by bank guarantees.
 - g) Income Tax Demand of Rs. 22.81 million (P.Y. Rs. 37.86 million) in dispute against the subsidiary company MTPL.
 - h) Service Tax demand in respect of business auxiliary service amounting to Rs 341.50 million (L.Y. Rs 257.61 million) pending before Customs, Excise & Service Tax Department.
 - i) Bonds have been furnished to Customs Authorities for performance, submission of original documents, etc, some of which are still outstanding. The amount of un-expired Bonds is Rs. 1118.87 million as on 31.03.2010 (P.Y. Rs. 827.48 million).
 - j) A party has served a legal notice for non lifting of part quantity of coking coal in respect of supplies to M/s NINL, relating to delivery period 2008-09, claiming an amount of Rs 3535.00 million (P.Y Rs Nil million) which has been refuted since the same is not tenable. MMTC has also put the party on notice to lodge counter claim for non supply of coking coal for the year 2009-10. The matter has been taken up issue at Govt. level as the supplier is also one of the major supplier of coking coal to other PSUs and all terms, conditions and prices are determined by an empowered joint committee consisting of senior level nominees of Govt. and PSUs.
- k) In one of the RO, auditors have observed for making liability towards CST transit sales of Rs 1947.58 million on which in their view liability of CST amounting to Rs 38.95 million may arise. On the basis of expert opinion and past experience, the company is of the view that no liability is likely to arise on this account. Accordingly no provision has been made. However, this will be suitably dealt with in the accounts after completion of assessment.
 - l) Additional liability, if any, on account of sales tax demands on completion of assessments, disputed claims of some employees, non-deduction of Provident Fund by Handling Agents/Contractors, disputed rent and interest/penalty/legal costs etc., in respect of amounts indicated as contingent liabilities being indeterminable, not considered.
 - m) In some of the cases amounts included under contingent liabilities relate to commodities handled on Govt. of India's account and hence the same would be recoverable from the Govt. of India.
 - n) Share in Contingent Liabilities of Joint Ventures based on their audited statement of accounts Rs.53.22 million (P.Y. Rs. 15.60 million)
 - o) Share in Contingent Liabilities of Associates based on their audited statement of accounts Rs.1435.20 million (P.Y. Rs.1205.90 million)
2. a) Estimated amount of contracts remaining to be executed on capital account and not provided for Rs. 0.36 million (P.Y. Rs. 19.50 million).
 - b) Share in estimated amount of contracts remaining to be executed on capital account and not provided for of Joint ventures based on their audited statement of accounts Rs.416.37 million (P.Y. Rs.879.44 million).
 - c) Share in estimated amount of contracts remaining to be executed on capital account and not provided for of Associates based on their audited statement of accounts Rs.2764.40 million (P.Y. Rs.2460.06 million).
3. Following stocks held by the Company on consignment basis not included in the inventory as on 31-3-2010:-

Rs. in million

Items	31-03-2010		31-03-2009	
	Qty. (kgs)	Value	Qty. (kgs)	Value
Gold	8086	13629.48	2223	3320.70
Gold Jewellery		6.63		3.44
Silver	26178	662.93	21227	459.30
		14299.04		3783.44

4. Loans and Advances and Sundry Creditors include Rs. 8253.95 million (P.Y. Rs. 7414.99 million) being notional value of 5117 Kgs. (P.Y. 4973 Kgs) of gold belonging to foreign suppliers issued on loan basis to the Associates/ Customers of the Company.
5. In respect of GR-1 forms outstanding beyond due date the Company has filed application with the authorized dealers for extension of time/waiver/ write off. Pending decision on the application, the liability, if any, that may arise is unascertainable. Enforcement Directorate has imposed penalty for Rs. 19.53 million (P.Y. Rs. 19.53 million) which are being contested. Against this, an amount of Rs. Nil million (P.Y. Rs Nil million) has been deposited and bank guarantee of Rs. 7.30 million (P.Y. Rs. 7.30 million) furnished.
6. Duty Credit Authorization of Rs. 502.06 million (P.Y. Rs. 526.62 million) under the Target Plus Scheme 2004-05 which is valid upto 28.02.2011, is held by the Company for duty free imports as admissible under the Scheme.
7. The Company being the nominated agency for import of Gold and Silver has imported Gold under usance L/Cs or availed buyer's credit. Money received towards sale value are put under Fixed Deposits with banks as margin or otherwise. Interest earned thereon due to payment received from customers before due date of usance L/C or the buyer's credit is payable to the customers as a business policy.
8. Loans & Advances include Rs. 157.37 million (P.Y.Rs.157.37 million) being the amount deposited with the High Court in respect of a case which is still pending. Necessary liability towards principal amount already exists and the provision, if any, towards interest of Rs. 22.50 million (P.Y. Rs. 22.50 million) will be made after final decision of the Court.
9. Income tax of Rs. 1952.33 million (P.Y. Rs. 2233.46 million) under the head "Loans and Advances" consists of Rs. 303.52 million (PY Rs. 424.13 million) paid to Income Tax Department against the disputed demands of Rs. 342.65 million (P.Y. Rs. 457.06 millions) for various assessment years and advance tax/TDS/FBT of Rs. 1648.81 million (PY Rs. 1809.33 million) towards income tax/fringe benefit tax liability for financial years 2008-09 & 2009-10. Provision for additional demand, if any, will be made on completion of the Appellate Proceedings.
10. The ERP package 'RAMCO' implemented by the Company has more or less stabilized. Any further adjustments in processes and systems that may arise subsequent upon the findings of the systems audit shall be incorporated in due course.
11. Valuation of closing stock at market price being lower than cost, has resulted in a loss of Rs. 18.21 million (P.Y Rs.587.35 million) during the year.
12. An amount of Rs. 284.53 million (P.Y. Rs.284.53 million) is outstanding against M/s AIPL in respect of Mint silver transaction against which full provision amounting to Rs. 284.53 million (P.Y. Rs.284.53 million) has been made in the accounts pending adjustment, if any, of excess sale realization. The Company has filed a recovery suit of Rs. 314.02 million (P.Y. Rs 314.02 million) which includes overdue interest of Rs. 29.49 million(P.Y. Rs 29.49 million). M/s AIPL have also filed a suit against Government Mint/MMTC for damages of Rs. 1671.97 million (P.Y. Rs 1671.97 million) which is not tenable as per legal opinion and is being contested.
13. During the year the company has imported pulses on the directives of the Govt. of India. The Government has allowed reimbursement of losses up to 15% and trading margin @ 1.2%, which works out to Rs 311.77 million (P.Y. Rs 1004.67 million) on the import made by the company which has been credited to Profit & Loss Account as claims receivable from the Government.
14. During the year an amount of Rs (-)241.80 million (P.Y. Rs 237.85 million) towards difference in exchange has been shown under cost of sales which has arisen mainly due to adoption of notional exchange rate applicable on the date of bills of lading for initial recognition in reporting currency in respect of import purchases / export sales denominated in foreign currency.
15. In respect of coal imported for NTPC supply, sale in some cases have been booked provisionally pending issue of final invoices since final quality analysis at destination is yet to be received. This has no impact on the profitability since the difference, if any, on issuance of final invoice shall be to the account of the supplier. The stock has been taken on the basis of certificates from S&H Agencies as they are responsible for delivering full quantity.
16. Sale of canalized urea to Deptt. of Fertilisers(DOF), Government of India is made based on allocation letters issued by DOF and by transferring shipping documents. However, no separate agreement is signed with DOF.
17. The proportionate forward premium of Rs. 226.26 million (P. Y. Rs. 182.46 million) for imports and Rs. Nil million (P. Y. Rs.Nil million) for exports to be recognized in the Profit & Loss Account of the subsequent accounting year in terms of the provisions of Accounting Standard - 11 issued by the Institute of Chartered Accountant of India.

18. In respect of forward exchange contracts outstanding as on 31.3.10 relating to firm commitments and highly probable forecast transactions, the loss of Rs. 0.75 million (P.Y. loss of Rs. Nil million) has been recognized in the Profit & Loss Account on the basis of changes in exchange rate as at the close of the year.
19. Liability of Rs 160.00 million (P.Y. Rs 59.81 million) towards perquisite & allowances and Rs 110.00 million (P.Y. Rs 50.00 million) towards superannuation benefit has been made during the year as per DPE guidelines for wage revision.
20. Against the disputed demand of custom duty, penalty etc amounting to Rs 247.43 million (P.Y. Rs 112.97 million) in respect of utilization of Target Plus License for import of RBD palmolen oil, an amount of Rs 247.43 million (P.Y. Rs 112.97 million) has been provided in the accounts. Liability on account of interest, if any, will be provided on final decision of the case.
21. Based on interim orders of Hon'ble Court of Small Causes in the matter of mesne profit for the period from 1.7.2000 to 31.3.2002 relating to office premises at Mumbai, an amount of Rs 32.32 million has been deposited with the Court and a bank guarantee of Rs 33.93 million is also submitted pending decision on the appeal. Liability provision has been made in the accounts for the full amount. Interest, if any, on the above will be provided on final outcome of the case.
22. A claim for Rs 20.62 million (P.Y. Rs 20.62 million) against an associate on account of damaged imported Polyester is pending for which a provision of Rs 15.54 million (P. Y. Rs 15.54 million) has been made after taking into account the EMD and other payables amounting to Rs 5.08 million (P. Y. Rs 5.08 million). The company has requested customs for abandonment which is pending for adjudication.
23. The employees benefits provided by the Company as required under Accounting Standard 15 (Revised) are as under:-
- (i) Leave Encashment - Payable on separation to eligible employees who have accumulated earned and half pay leave. Encashment of accumulated earned leave is also allowed leaving a minimum balance of 15 days twice in a year.
- (ii) Post Retirement Medical Benefit (PRMB) - Available to retired employees at empanelled hospitals for inpatient treatment and also for OPD treatment.

- (iii) LTC/ALTC - Leave Travel Concession and ALTC is given to all serving employees once in a block of two years by their entitled class of travel.

Liability in respect of benefits in respect of Leave Encashment, PRMB and LTC/ALTC are recognized on the basis of actuarial valuation.

- (iv) Gratuity - Gratuity is paid to all the employees on retirement/separation based on the number of years of service. The scheme is funded by the Company and is managed by a separate Trust through LIC. In case of MICA division employees the scheme is managed directly by the company through LIC.

Other disclosures as required under AS - 15 (Revised) on 'Employee Benefits', in respect of defined benefit obligation are:

- (a) Reconciliation of present value of defined benefit obligations:

Rs. in million

Sl. No.	Particulars	Gratuity	Earned Leave Encashment	Sick Leave Encashment	Post Retirement Medical Benefit	LTC/ALTC
(i)	Present value of projected benefit obligations as at 01/04/2009	539.85	172.15	126.59	686.78	35.17
(ii)	Obligations towards retired employees (01.01.07 - 01.03.09) as at 01/04/2009	29.23	-	-	-	-
(iii)	Total value of obligations as at 01/04/2009	569.08	172.15	126.59	686.78	35.17
(iv)	Interest cost	43.19	12.91	9.49	51.51	2.64
(v)	Current service cost	18.53	10.04	6.55	9.29	18.14
(vi)	Benefit paid	20.54	34.64	1.86	43.87	10.35
(vii)	Actuarial (gain)/ loss	17.38	48.81	7.20	4.09	(9.66)
(viii)	Present value of obligation as at 31st March, 2010	603.93	209.27	147.97	707.80	35.94
(ix)	Obligations towards retired employees (01.01.07 - 01.03.09) as at 31/03/2010	23.72	-	-	-	-
(x)	Present value of obligation as at 31st March, 2010 (iii+iv+v-vi+vii)	627.64	209.27	147.97	707.80	35.94

- (b) Expenses recognized in the statement of Profit & Loss A/c for the year ended 31st March, 2010:

Rs. in million

Sl. No.	Particulars	Gratuity	Earned Leave Encashment	Sick Leave Encashment	Post Retirement Medical Benefit	LTC/ALTC
(i)	Service cost	18.53	10.04	6.55	9.29	18.14
(ii)	Interest cost	43.19	12.91	9.49	51.51	2.64
(iii)	Expected return on plan assets	42.81				
(iv)	Net Actuarial (gain)/loss recognized in the period	17.38	48.81	7.20	4.09	(9.66)
(v)	Expenses recognized in the Profit & Loss A/c (i+ii-iii+iv)	36.29	71.76	23.24	64.89	11.12

- (c) Changes in the fair value of planned assets

Rs. in million

	GRATUITY
Fair value of plan assets as at 1.4.2009	293.30
Actual return on plan assets	42.81
Contribution by employer	302.90
Benefit paid	20.54
Actuarial gain/(loss)	
Fair value of plan assets as at 31.3.2010	618.47

- (d) Effect of one percentage point change in the assumed inflation rate in case of valuation of benefits under Post Retirement Medical Benefit scheme.

Rs. in million

Sl. No.	Particulars	One percentage Increase in inflation rate	One percentage decrease in inflation rate
i)	Effect on the aggregate of the service cost and interest cost	8.15	(6.79)
ii)	Effect on defined benefit obligation	80.01	(69.71)

- (e) Actuarial assumptions:

Sl. No.	Description	As at 31/3/2010
(i)	Discount rate (Per Annum)	8.00%/7.50% - Gratuity/ Others
(ii)	Future cost increase	5.00%
(iii)	Retirement age	60 years
(iv)	Mortality table	LIC(1994-96) duly modified
(v)	Withdrawal rates	1% to 3% depending on Age

24. The Company has made certain changes in the Accounting Policies during the year. The financial impact, if any, of the same is as under :-

- (a) Accounting Policy No. 4 relating to Prepaid Expenses has been modified to charge prepaid expenses up to Rs 10000 and deposits up to Rs 5000 in each case due to which the profit for the year has decreased by Rs 0.56 million.
- (b) Accounting Policy No.6 has been modified in respect of Depreciation of moveable assets whose written down value at the beginning of the year and / or value in respect of purchases made during the year are Rs 20000 or less. Further, a policy 6(d) has been incorporated for accounting of mobile handsets. Due to above changes in accounting policy, the profit for the year has decreased by Rs 2.52 million
- (c) Accounting Policy No. 9 relating to Segment Reporting has been incorporated in line with AS-17 "Segment Reporting" keeping in view the company's organizational structure and the risks and returns of the company. Accordingly, the primary format for reporting segment information has been changed to business segments from geographical segments and secondary format has been changed from business segments to geographical segments. The change has no financial impact on the accounts of the company.
- (d) Accounting Policy 10(iii) relating to benefits payable under Voluntary Retirement Scheme has been incorporated to comply with the provisions of AS-15(revised) "Employee Benefits" issued by The Institute of Chartered Accountants of India. The earlier Accounting Policy No.9 relating to 'Deferred revenue Expenditure' has been deleted.. Due to the above changes the profit for the year has decreased by Rs 74.97 million.

25. Related Party Disclosures Under AS-18 (As identified & certified by the Management)

Name of the related parties and description of relationship:

- a) Key Management Personnel
- Shri Sanjiv Batra, Chairman and Managing Director
 - Shri S.K. Kar, Director
 - Shri Adarsh Goyal, Director (up to 31.12.2009)
 - Shri A. Mahapatra, Director
 - Shri H.S. Mann, Director
 - Shri Sunir Khurana, Director
 - Shri Ved Prakash, Director (w.e.f. 19.02.2010)
 - Shri J Kishen, Managing Director (MTPL)
 - Shri Neeraj Sinha, Director (MTPL)
- b) Subsidiary
MMTC Transnational Pte. Ltd., Singapore
- c) Associate
Neelachal Ispat Nigam Ltd.
Devona Thermal Power & Infrastructure Ltd.
- d) Joint Ventures:-
Free Trade Warehousing Pvt. Ltd
Haldia Free Trade Warehousing Pvt. Ltd.
Greater Noida Integrated Warehousing Pvt. Ltd.
Integrated Warehousing Kandla Project Development Pvt. Ltd.
MMTC Pamp India Pvt. Ltd.
MMTC Gitanjali Private Ltd.
Indian Commodity Exchange Ltd.
Sical Iron Ore Terminal Ltd

Details of transactions during the year 2009-10

(Rs. in million)

Particulars	Subsidiary	Associates	Joint Ventures	Key management personnel	Total
Purchase of goods	16743.06	14262.11			31005.17
Sale of goods	4894.35	6969.76			11864.11
Sale of fixed assets					
Dividend Received	141.99				141.99
Finance including loans and equity contribution in cash or in kind			248.04		248.04
Corporate Guarantees	(286.90)				(286.90)
Other payment Demurrage / Despatch	5.62	31.75			37.37
Other receipt Demurrage / Despatch	48.67	36.90			85.57
Remuneration					
Outstanding Balance	-	-	-	-	
Receivable	212.18	11576.80			11788.98
Payable	1800.45	9937.41			11737.86

26. As per Accounting Standard - 27 - 'Financial reporting of interest in Joint Ventures' issued by the Institute of Chartered Accountants of India, the Company's share of ownership interest, assets, liabilities, income, expenses, contingent liabilities and capital commitments in the Joint venture companies, all incorporated in India are given below:-

(Rs. in million)

Sl. No.	Name of the Joint Venture Company	% of Company's ownership Interest	Assets	Liabilities	Income	Expenditure	Cont. Liabilities	Capital Commitments
1.	Free Trade Warehousing Pvt. Ltd.	26	139.70	136.01	0.15	0.48	-	-
2.	Greater Noida Integrated Warehousing Pvt. Ltd.	26	3.22	3.19	-	-	-	-
3.	MMTC Pamp India Pvt. Ltd.	26	237.35	114.06	8.70	9.19	4.56	75.52
4.	Sical Iron Ore Terminal Ltd.	26	926.52	640.54	-	0.01	15.60	340.68
5.	MMTC Gitanjali Pvt.Ltd.	26	33.74	29.55	36.03	38.40	31.76	0.17
6	Indian Commodity Exchange Ltd.	26	279.62	43.06	29.16	47.05	1.30	-

27. In terms of AS-17 the Company has identified its Primary Reportable Business Segments as Minerals, Precious Metals, Metals, Agro Products, Coal & Hydrocarbon, Fertilizer and General Trade/others. The Secondary Segments are identified based on the geographical location as Outside India and Within India. Details are placed at Annexure 'A'.

28. As required by Accounting Standard (AS) 28 " Impairment of Assets " notified by the Institute of Chartered Accountants of India, the company has carried out the assessment of impairment of assets. There has been no impairment loss during the year.

29. Reconciliation of provisions in terms of AS-29 is as under:

(Rs. in million)

Particulars of Provision	Opening Balance as on 01.04.09	Adjustment during year	Addition during year	Closing Balance as on 31.03.10
Destinational Weight & Analysis Risk	7.67	(11.12)	8.72	5.27
Bonus/PRP	121.57	(66.52)	138.63	193.68
Provision for Taxation	1858.11	(1059.27)	1109.16	1908.00
Fringe Benefit Tax	26.54	0.00	0.00	26.54
Proposed Dividend	200.00	(200.00)	450.00	450.00
Tax on Proposed Dividend	33.99	(33.99)	74.74	74.74

30. Miscellaneous Expenditure (to the extent not written off or adjusted) comprises:

(Rs. in million)

Particulars	31.03.10	31.03.09
Deferred Revenue Expenditure(VRS)	58.26	22.51
Addition during the year	0.00	53.95
Less: written off during the year	58.26	18.20
	0.00	58.26
Share of interest in Joint Ventures		
Preliminary Expenses	0.04	0.03
Total	0.04	58.29

31. Deferred Tax:

The deferred tax liability as at 31st March 2010 comprises of the following:

(Rs. in million)

Particulars	Deferred Tax Asset/ (Liability) as at 1.4.2009	Credit / (Charge) during 2009-10	Deferred Tax asset / (Liability) as at 31.3.2010
Depreciation	(252.56)	18.17	(234.39)
Disallowance U/S-43 B	-	0.05	0.05
Prov. For Doubtful Debts	521.63	(140.42)	381.21
DWA Risk	2.60	(0.85)	1.75
Leave Encashment	14.57	(14.57)	-
VRS Expenses	-	24.90	24.90
Others	16.99	34.32	51.31
TOTAL	303.23	(78.40)	224.83

32. Particulars in respect of Loans and Advances in the nature of loans as required by Clause 32 of the Listing Agreement:

- A) Loans and Advances given to Associates in the nature of advances: (Interest Free)

(Rs. in million)

Loanee	Balance as on 31.03.2010	Maximum outstanding during the year
Neelachal Ispat Nigam Ltd.	1.33 (PY. Rs. 0.10)	1.84 (PY.Rs.0.33)

- B) Particulars of Investments by the Loanees: Rs. NIL (PY Rs.NIL)

33. Earning per Share:

Particulars	09-10	08-09
Profit after Tax (Rs. in Million)	2498.19	2035.98
Total number of Equity Shares (Million)	50.00	50.00
Basic and diluted earnings per share (Rs) (Face value Rs. 10/- per share)	49.96	40.72

34. The list of Subsidiaries, Associates and Joint Ventures included in the Consolidated Financial Statements are as under:

NAME OF SUBSIDIARY	COUNTRY OF INCORPORATION	PROPORTION OF OWNERSHIP INTEREST AS ON 31 MARCH, 2010
MMTC Transnational Pte Ltd.	Singapore	100%

NAME OF ASSOCIATES	COUNTRY OF INCORPORATION	PROPORTION OF OWNERSHIP INTEREST AS ON 31 MARCH, 2010
NINL	India	49.78%
Devona Power & Infrastructure Limited	India	26.00%

NAME OF JOINT VENTURE	COUNTRY OF INCORPORATION	PROPORTION OF OWNERSHIP INTEREST AS ON 31 MARCH, 2010
Greater Noida Integrated Warehousing Pvt. Ltd.	India	26.00%
Free Trade Warehousing Pvt. Ltd.	India	26.00%
MMTC PAMP India Pvt. Ltd.	India	26.00%
SICAL Iron Ore Terminal Ltd.	India	26.00%
MMTC Gitanjali Pvt. Ltd.	India	26.00%
Indian Commodity Exchange Limited	India	26.00%

35. Details of subsidiary of MMTC Transnational Pte Ltd is as follows:

NAME OF SUBSIDIARY	COUNTRY OF INCORPORATION	PROPORTION OF OWNERSHIP INTEREST AS ON 31 MARCH, 2003
MMTC Transnational (Moscow)Pte Ltd.	Russia	100%

Consolidated Financial Statement including MMTC Transnational (Moscow) Pte Ltd. have not been prepared. The Directors are of the view that there is no practical value to the shareholder of the Company to have the financial statements of the subsidiaries consolidated with the financial statements of the Company to form Consolidated Financial Statement of the group, because the cost of preparing consolidated Financial Statement exceed their usefulness as the subsidiary continues to be a dormant company.

36. In view, of different sets of environment in which the Joint Ventures/Associates/Subsidiary are operating, the accounting policies followed by the Joint Ventures/Associates/Subsidiary are different from the accounting policies of the company. The details are given as under:-

(Rs. in million)

Particulars	Name of Joint Ventures/ Associates/ Subsidiary	Accounting Policies		Proportion of MMTC's share (Gross Amount)
		MMTC Limited	Joint Venture/ Associates/Subsidiary	
Provision for LTC/ALTC	Neelachal Ispat Nigam Limited	On the basis of actuary valuation	On cash basis	Not Quantifiable
Depreciation	Neelachal Ispat Nigam Limited	Rates are equal to or higher than those provided under schedule XIV of the Companies Act,1956	At the rates specified in Schedule XIV to the Companies Act,1956	Not Quantifiable
	Sical Iron ore Terminals Limited	Rates are equal to or higher than those provided under schedule XIV of the Companies Act,1956	At the rates specified in Schedule XIV to the Companies Act,1956	Not Quantifiable
	Indian Commodity Exchange Limited	Rates are equal to or higher than those provided under schedule XIV of the Companies Act,1956	At the rates specified in Schedule XIV to the Companies Act,1956	Not Quantifiable
	Greater Noida Integrated Warehousing Pvt. Ltd.	Rates are equal to or higher than those provided under schedule XIV of the Companies Act,1956	At the rates specified in Schedule XIV to the Companies Act,1956	Not Quantifiable
	MMTC Gitanjali Private Limited	Rates are equal to or higher than those provided under schedule XIV of the Companies Act,1956	At the rates specified in Schedule XIV to the Companies Act,1956	Not Quantifiable
	MMTC Pamp India Private Limited	Rates are equal to or higher than those provided under schedule XIV of the Companies Act,1956	At the rates specified in Schedule XIV to the Companies Act,1956	Not Quantifiable
Inventory Valuation	MMTC Transnational Pte. Ltd, Singapore	Weighted average cost	Specific identification method	Not Quantifiable
	MMTC Gitanjali Private Limited	Weighted average cost	on FIFO basis & on an average vender-wise	Not Quantifiable
	MMTC Pamp India Private Limited	Weighted average cost	On FIFO Basis	Not Quantifiable
Foreign Currency Translation	Neelachal Ispat Nigam Limited	Non monetary items are reported using the exchange rate at the date of the transaction	Transactions for both capital and revenue during the year in foreign currencies are being recognized at the rate prevalent in force on the date of settlement of transactions	Not Quantifiable
	Neelachal Ispat Nigam Limited	Exchange difference in respect of liabilities relating to fixed assets charged to Profit and Loss account	Exchange difference in respect of liabilities relating to fixed assets are capitalised	Not Quantifiable
Basis of preparation of Financial Statement	MMTC Transnational Pte. Ltd, Singapore	Indian GAAP	Singapore Financial Reporting Standards	Not Quantifiable
Revenue Recognition	MMTC Transnational Pte. Ltd, Singapore	Interest income recognized on accrual basis	Interest income recognized on effective interest method	Not Quantifiable

(Rs. in million)

Particulars	Name of Joint Ventures/ Associates/ Subsidiary	Accounting Policies		Proportion of MMTC's share (Gross Amount)
		MMTC Limited	Joint Venture/ Associates/Subsidiary	
	Sical Iron ore Terminals Limited	Dividend income recognized on cash basis	Dividend income recognized on time proportion basis	Not Quantifiable
Trade and other receivable	MMTC Transnational Pte. Ltd, Singapore	Indian GAAP	Amortised cost using the effective interest method	Not Quantifiable
Trade and other payables	MMTC Transnational Pte. Ltd, Singapore	Indian GAAP	Amortised cost using the effective interest method	Not Quantifiable
Terminal Benefits	MMTC Transnational Pte. Ltd, Singapore	Defined Benefit Plan	Defined Contribution Plan	Not Quantifiable
Financial Assets and Liabilities	MMTC Transnational Pte. Ltd, Singapore	Indian GAAP	Amortised Cost	Not Quantifiable
Borrowings	MMTC Transnational Pte. Ltd, Singapore	Indian GAAP	Amortised cost using the effective interest method	Not Quantifiable
Dividend	MMTC Transnational Pte. Ltd, Singapore	Indian GAAP	Recognized when approved for payment	Not Quantifiable

37. Letters have been issued to parties for confirmation of balances with the request to confirm or send comment by the stipulated date failing which balance as indicated in the letter would be taken as confirmed. Confirmation letters have been received in a few cases. However, no adverse communication received from any party.
38. There are no micro, small or medium enterprises to whom the Company owes dues which are outstanding for more than 45 days as at 31st March, 2010.
39. Compliance of the Companies (Accounting Standard) Rules 2006 has been made. The Company has large number of transactions and diversified activities, which may have put operational constraints in strictly following the said rules. The deviation if any, have been stated in the accounting policies of the Company.
40. Whole time Directors are allowed usage of staff cars for private purposes up to 12,000 km per annum as specified in the contractual terms of appointment on payment of Rs. 400 per month.
41. Figures for the previous year have been regrouped / recasted wherever considered necessary.

42. Accounting Policies, Schedules & Notes attached form an integral part of the Accounts.

For **N K Bhargava & CO.,**
Chartered Accountants

Sd/-
(N K Bhargava)
Partner
M.No.080624

Firm Registration No. : 000429N

Sd/-
(Manohar Balwani)
G.M. & Company Secretary

Sd/-
(Vijay Pal)
Chief General
Manager (F&A) - Incharge

Sd/-
(Sunir Khurana)
Director

Sd/-
(Sanjiv Batra)
Chairman and Managing Director

Date: 28th July, 2010
Place: New Delhi

Annexure - 'A' to Notes to Accounts

Statement of Segmental Performance for the Year 2009-10

(Primary Disclosures)

Particulars	BUSINESS SEGMENTS					
	Precious Metal		Metals		Minerals & Ores	
	31st March 10	31st March 09	31st March 10	31st March 09	31st March 10	31st March 09
SEGMENT REVENUE						
External Sales						
- With in India	321345.18	217008.76	14887.34	14263.78	1610.96	757.13
- Outside India		434.15	6777.16	7582.70	26725.56	39006.45
Total (A)	321345.18	217442.91	21664.50	21846.48	28336.52	39763.58
Inter-Segment sales						
- With in India						
- Outside India						
Total (B)						
Total Segment Revenue (A+B)	321345.18	217442.91	21664.50	21846.48	28336.52	39763.58
Total revenue of each segment as a percentage of total revenue of all segments	70.69%	57.78%	4.77%	5.81%	6.23%	10.57%
Segmental Result						
- With in India	651.93	583.82	398.90	80.90	70.15	26.71
- Outside India		0.98	189.11	392.65	1228.03	1649.23
Total Segmental Result	651.93	584.80	588.01	473.55	1298.18	1675.94
Unallocated Corporate expenses net of unallocated income						
Operating Profit						
Interest Expenses						
Interest Income						
Income taxes						
Profit from ordinary activities						
Extraordinary loss/Income						
Net Profit						
OTHER INFORMATION						
Segment assets	42823.07	50589.06	2262.11	3407.89	3212.82	4877.11
Unallocated Corporate assets						
Total assets						
Segment Liabilities	38135.10	38718.99	1742.57	4563.37	6755.64	3687.65
Unallocated Corporate liabilities						
Total liabilities						
Segment Capital expenditure	215.80	6.74			536.21	1.07
Unallocated Capital Expenditure						
Total Capital Expenditure						
Segment Depreciation	2.24	37.11			55.57	55.36
Unallocated Depreciation						
Total Depreciation						
Non-cash expenses other than depreciation						

(Secondary Disclosure)

Particulars	GEOGRAPHICAL SEGMENTS	
	Outside India	
	31st March 10	31st March 09
SEGMENT REVENUE		
External Sales	52,263.28	59,287.20
Inter-Segment sales	-	-
Total Revenue	52,263.28	59,287.20
Segment Result	1,597.19	2,089.92
Segment assets	4,028.96	6,974.42
Capital expenditure	-	1.07

(Rs. in million)

BUSINESS SEGMENTS									
Hydrocarbon		Agro Products		Fertilizers		Others		Total	
31st March 10	31st March 09	31st March 10	31st March 09	31st March 10	31st March 09	31st March 10	31st March 09	31st March 10	31st March 09
34544.46	31386.94	14955.03	17736.43	14832.62	34412.49	155.86	1478.99	402331.46	317044.52
6879.35	2757.23	1518.20	3516.72	10363.02	50.00		5939.96	52263.28	59287.20
41423.81	34144.17	16473.23	21253.15	25195.64	34462.49	155.86	7418.95	454594.74	376331.72
41423.81	34144.17	16473.23	21253.15	25195.64	34462.49	155.86	7418.95	454594.74	376331.72
9.11%	9.07%	3.62%	5.65%	5.54%	9.16%	0.03%	1.97%	100.00%	100.00%
442.10	394.61	13.47	-240.39	162.54	644.26	105.89	115.68	1844.99	1605.59
5.77	53.01	5.25	-17.91	138.14	0.04	30.90	11.92	1597.19	2089.92
447.87	447.62	18.72	-258.30	300.68	644.30	136.79	127.60	3442.18	3695.51
								1390.94	1934.43
								2051.24	1761.08
								4146.66	6861.94
								5788.69	7948.48
								1195.08	811.64
								2498.19	2035.98
								2498.19	2035.98
15517.57	5180.50	7075.67	10054.56	2524.05	5404.70	695.84	2001.93	74111.13	81515.75
								47654.77	25384.87
13156.77	10080.22	6275.23	9429.36	1400.76	6017.33	900.76	3637.23	121765.90	106900.62
								68366.84	76134.14
								37707.85	16939.62
								106074.69	93073.76
								784.13	7.81
								44.02	320.94
								828.15	328.75
						39.35		97.16	92.48
								40.13	34.09
								137.29	126.57
								85.17	568.31

GEOGRAPHICAL SEGMENTS			
Within India		Total	
31st March 10	31st March 09	31st March 10	31st March 09
402,331.46	317,044.52	454,594.74	376,331.72
-	-	-	-
402,331.46	317,044.52	454,594.74	376,331.72
1,844.99	1,605.59	3,442.18	3,695.51
70,082.17	74,541.33	74,111.13	81,515.75
784.13	6.74	784.13	7.81

Consolidated Cash Flow Statement

(Rs. in million)

	2009-10		2008-09	
A. Cash flow from operating activities				
Profit before Tax		3,504.47		2,453.26
Adjustment for :				
Depreciation	137.29		126.57	
Miscellaneous Expenses w/off	58.26		18.20	
Goodwill w/off	4.62		0.68	
Net Foreign Exchange (Gain) /Loss	(323.94)		372.56	
(Profit) /Loss on sale of Fixed Assets	0.85		(1.67)	
Interest received	(5,788.69)		(7,948.47)	
Interest Paid	4,146.66		6,861.94	
Provision for doubtful Debts /Loans & Advances	18.97		406.12	
Provision no longer Required	(530.59)		(224.24)	
Liabilities no longer Required	(142.58)		(116.58)	
Deferred Revenue Expenditure	-		(53.99)	
Provision for DWA risk	8.72	(2,410.43)	4.73	(554.15)
Operating Profit before Working Capital Changes		1,094.04		1,899.11
Adjustment for :				
Trade & others Receivable	4,242.84		(13,242.51)	
Project Development Expenses	1.44		-	
Inventory	(15,584.45)		(250.83)	
Trade & other Payable	3,889.30		(217.09)	
Provisions	25.19		454.29	
		(7,425.68)		(13,256.14)
Cash Generated from operations		(6,331.64)		(11,357.03)
Taxes Paid		(787.52)		(1,077.71)
Net cash flow from operating activities		(7,119.16)		(12,434.74)
B. Cash flow from Investing Activities				
Purchase of Fixed assets	(828.15)		(328.76)	
Sale of Fixed Assets	1.26		2.34	
Advance for Purchase of Shares	(90.98)		(81.50)	
Sale of Investment	-		528.08	
Purchase of Investments	(339.39)		(18.15)	
Interest received	5,788.69		7,948.47	
Goodwill on consolidation	(19.48)		(0.02)	
Net cash flow from investing activities		4,511.95		8,050.46
C. Cash flow from financing activities				
Proceeds from bank borrowings/others	9,132.53		11,215.80	
Share application money	(12.30)		5.80	
Interest Paid	(4,146.66)		(6,861.94)	
Dividend (inclusive of tax) paid	(233.99)		(551.21)	
Net cash flow from Financing Activities		4,739.58		3,808.45
Net increase/(decrease) in Cash & Cash Equivalent		2,132.37		(575.83)
Opening Balance of Cash & Cash Equivalent	59,647.11		60,222.94	
Closing Balance of Cash & Cash Equivalent	61,779.48		59,647.11	

Note:

- Adjustments for certain accruals / deferrals made at Corporate Office on the basis of information received from branch offices.
- Figures for the previous year have been regrouped wherever considered necessary.
- Cash and Cash equivalents includes all term deposits with bank
- Cash and Cash equivalents represent:-

(Rs. in million)

	2009-10	2008-09
a) Cash, Stamps & Cheques in Hand	551.36	152.49
b) Bank Balances in India		
in Current Account	2372.01	375.32
in Cash Credit Account (Debit Balance)	442.34	426.95
in Current Account in Foreign Currency	0.27	0.30
in Term Deposits (including under lien/ lodged as security)	57441.72	57624.99
c) Bank Balances outside India		
in Current Account	44.87	54.47
in Term Deposits	803.55	890.70
	61656.12	59525.22
d) Share of interest in Joint Ventures	123.36	121.89
Total	61779.48	59647.11

For **N K Bhargava & Co.**
Chartered Accountants

Sd/-
(Manohar Balwani)
G.M. & Company Secretary

Sd/-
(Vijay Pal)
Chief General Manager (F&A)-Incharge

Sd/-
(N K BHARGAVA)
Partner
M.NO.080624
Firm Registration No.: 000429N

Sd/-
(Sunir Khurana)
Director

Sd/-
(Sanjiv Batra)
Chairman and Managing Director

Date : 28th July, 2010
Place : New Delhi

Auditors

Office of the Comptroller & Auditor General of India vide their letter No. CA. V/COY/, MMTC (13) / 389 dated 31st August, 2009 have communicated the appointment of Auditors of the company under section 619(2) of the Companies Act, 1956 for the financial year 2009-10. The details are given below:-

Statutory Auditors

N K Bhargava & Co.
New Delhi

Region

-RO Jhandewalan including SROs
-CO, New Delhi (Including foreign offices)
Office of Mica Division Consolidation and merger of all branches

Branch Auditors

Bagrecha & Singhvi
Bellary

-Bellary Regional Office including Sub-Offices/
distribution centers

Das Mohanty & Associates
Cuttack

-Bhubneshwar Regional Office including Sub-Offices/
distribution centers

Suketu Trivedi & Co.
Ahmedabad

-Ahmedabad Regional Office including Sub-Offices/
distribution centers

Jayaprabhu & Co.
Bangalore

-Bangalore Regional Office including Sub-Offices/
distribution centers

U G Devi & Co.
Mumbai

-Mumbai Regional Office including Sub-Offices/
distribution centers

Kulkarni & Bhat
Goa

-Goa Regional Office including Sub-Offices/
distribution centers

Mitra Kundu & Basu
Kolkata

-Kolkata Regional Office including Sub-Offices/
distribution centers

-Mica Division at Kolkata, Abhraknagar, Jhumritalaya
& Giridih

Krishna & Prasad
Hyderabad

-Hyderabad Regional Office including Sub-Offices/
distribution centers

Amit Goyal & Co.
Jaipur

-Jaipur Regional Office

B Purushottam & Co.
Chennai

-Chennai Regional Office including Sub-Offices/
distribution centers
- MICA Division at Gudur

Hari & Associates
Ghaziabad

-Delhi Regional Office (Including SROs)

Ambika & Isha
Visakhapatnam

-Visakhapatnam Regional Office including Sub-Offices/
distribution centers

MMTC Bankers

1. State Bank of India
2. Canara Bank
3. HDFC Bank
4. Bank of India
5. Indian Bank
6. Bank of Baroda
7. Bank of Maharashtra
8. Union Bank of India
9. Standard Chartered Bank
10. Central Bank of India
11. Punjab National Bank
12. State Bank of Bikaner and Jaipur
13. Indian Overseas Bank
14. Vijaya Bank
15. IDBI Bank
16. State Bank of Hyderabad
17. Dena Bank
18. Deutsche Bank
19. Indusind Bank
20. Oriental Bank of Commerce
21. State Bank of Patiala
22. AXIS Bank
23. ICICI Bank
24. ING Vysya Bank
25. State Bank of Travancore
26. Allahabad Bank
27. UCO Bank
28. Development Credit Bank
29. Karur Vysya Bank
30. BNP Paribas
31. YES Bank
32. Bank of Tokyo
33. DBS

MMTC OFFICES

CORPORATE OFFICE

SCOPE Complex, Core-1, 7-Institutional Area, Lodi Road, New Delhi-110003.

Tel: EPABX 011-24362200 **Fax:** 011-24360724

Email: mmtc@mmtclimited.com

Website: www.mmtclimited.com

Regional Offices/Sub-Regional Offices (SROs)/Field Office (FOs)

NORTH ZONE

DELHI

CORE-1, 7th Floor, SCOPE Complex,
7, Institutional Area, Lodi Road,
New Delhi - 110 003

Tel : 24368426 / 24365717

Fax : 24366274

Email : atrivedi@mmtclimited.com

SRO/FOs: Ludhiana, Faridabad

JHANDEWALAN

Jhandewalan Jewellery Complex,
F 8-11, Flatted Factories Complex,
Rani Jhansi Road,
New Delhi-110055

Tel : 011-23623950, 23623952

Fax : 23633175, 23671369

Email : asingh@mmtclimited.com

SROs/FOs: Noida, Agra, Ambala,
Kanpur, Mata Vaishno Devi
Bhawan

JAIPUR

Arihant Towers IInd, Opp. Sanganeri Gate,
Telephone Exchange, Agra Road,
Jaipur-302003

Tel : 2601882, 2614891,

2601386, 2615323

Fax : 2618294

Email : mmtcjaipur@mmtclimited.com

SOUTH ZONE

CHENNAI

6 Chennai House, Esplanade,
Chennai-600108

Tel : 044-25340831

Fax : 044-25340317, 25340844

Email : mmtcchennai@mmtclimited.com

SROs/FOs: Kochi, Tuticorin,
Ennore Port, Bharathi Dock

BANGALURU

Shikshak Sadan, Ground Floor,
K.G. Road, Bangaluru-560002
Tel : 22244605, 22215927, 22211647,
22244312, 22290861, 22290862

Fax : 080-22272043

Email: mmtcbglr@mmtclimited.com

mmtcblr@dataone.in

mmtcblr@vsnl.net

SROs/FOs: Mangalore, Gajendragad

VIZAG

MMTC Bhavan, Port Area,
Visakhapatnam-530035 (Andhra Pradesh)
EPABX 0891-2562356, 2562359, 2562771

Fax : 0891-2561761, 2562611

Email : mmtcvizag@mmtclimited.com

SROs/FOs: Kakinada, Vijaywada

HYDERABAD

10-2-1, 1st Floor, APFDC Complex,
A.C. Guards, Hyderabad-550028
EPABX 040-23394960, 23394924,
23376900, 23394565, 23394919, 23315661

Fax : 040-23394923

Email: mmtchyd@mmtclimited.com

BELLARY

Red Cross Road,
Main Road, S.N. Pet,
Bellary-583103, Karnataka
EPABX - 08392-276567, 276517, 274277
Fax : 08392-274278

Email: mmtcbellary@mmtclimited.com

SROs/FOs: Tornagallu, Banihatti,
Hospet, Kariganuru, Hubli,
Ranjitpura

EAST ZONE

KOLKATA

8, India Exchange Place,
Kolkata-700001
EPABX Nos. 033-22421252 / 1261 /
1267 / 7203 / 9312;
2210345 / 453, 22314858
Fax : 033-22421292, 22427199
Email: mmtckol@mmtclimited.com

SROs/FOs: Haldia, Jamshedpur,
Guwahati

BHUBANESWAR

Alok Bharati Complex,
7th Floor, Sahid Nagar,
Bhubaneswar-751007, ORISSA
Tel : 0674-2546848, 2544876, 2544783,
2544206
Fax : 0674-2546847
Email: mmtcbbsr@mmtclimited.com

SROs/FOs: Paradip, Barbil

WEST ZONE

MUMBAI

MMTC House, Plot No. C-22,
Bandra Kurla Complex, Block-E,
Bandra East, Mumbai-400 051
Tel : 022-26572437,
Fax : 022-26572541,
Email: mmtcmumbai@mmtclimited.com

AHMEDABAD

2, Nagindas Chambers,
Usmanpura, Ashram Road,
Ahmedabad-380014
EPABX – 079-27542348, 27543796,
27540643
Fax : 079-27543739
Email: mmtcahm@mmtclimited.com

SROs/FOs: Kandla

GOA

Colaco Building, Post Box-37,
Swatantra Path, Vasco-da-Gama,
Goa-403802
EPABX No. 0832-2512411, 2512521,
2513850
Fax : 0832-2513283, 2517089
Email : mmtcgoa@mmtclimited.com

SROs/FOs: Sanvordem

FOREIGN SUBSIDIARY OFFICE

SINGAPORE

MMTC Transnational Pte Ltd.,
20 Cecil Street,
14-03/04, Singapore Exchange, Singapore-
049705
Tel : 0065-65385313
Fax : 0065-64385327
Email : mtppling@singnet.com,

MMTC PROMOTED PROJECT

Neelachal Ispat Nigam Ltd.
1st Floor of Annexe,
IPICOL House, Janpath,
Bhubaneswar-751022
Tel : 0674-2543231
Fax : 0674-2541763



For gold and silverware products log on to www.mmtclimited.com

कारपोरेट कार्यालय
नई दिल्ली

Corporate Office
New Delhi

सुनीर खुराना, निदेशक
एमएमटीसी लिमिटेड
द्वारा प्रकाशित एवं मुद्रित

Published and Printed by
Sunir Khurana, Director
MMTC Limited